

10 December 2020

Brooke York
Environmental Superintendent
Muswellbrook Coal Company Ltd

Dear Brooke,

Ambient Air Monitoring - Muscle Creek Rd - November 2020

1.0 Introduction

AECOM Australia Pty Ltd (AECOM) was appointed by Muswellbrook Coal Company Ltd (MCC) to provide static real time atmospheric monitoring for Hydrogen Sulfide (H₂S) and Sulfur Dioxide (SO₂) at one location on Muscle Creek Road, Muswellbrook.

Monitoring is conducted using a GrayWolf Advanced Sense II Probe with Hydrogen Sulfide and Sulfur Dioxide sensors capable of reading in the parts per billion range. Data is recorded as 5 minute average concentrations on an Advanced Sense unit with live data then transmitted to an online account at regular intervals where it can be viewed and downloaded for further analysis by MCC and AECOM staff.

Meteorology data is obtained from the onsite MCC weather station, located approximately 6km to the northwest of the monitoring location. Wind data will be analysed each month with the aim of identifying any trends or relationships between the wind data and monitoring results. Results are reported on a monthly basis with this report presenting results for the period 1 to 30 November 2020.

2.0 Site Location

The monitoring location on Muscle Creek Rd was chosen due to it being downwind of the mine site during the prevailing north westerly winds. Siting was performed in accordance with AS 3580.1.1 2016.



Figure 1 Muscle Creek Rd Monitoring Location

3.0 Assessment Criteria

The gaseous ambient air quality criteria in **Table 1** and **Table 2** are reproduced from the MCC Development Consent (DA 205/2002, Condition 28).

Table 1 H₂S Assessment Criteria

Analyte Averaging Period	Criteria	Unit
H ₂ S 1 Hour Average	500	ppb
H ₂ S 24 Hour Average	100	ppb

Table 2 SO₂ Assessment Criteria

Analyte Averaging Period	Criteria	Unit
SO ₂ 1 Hour Average	200	ppb
SO ₂ 24 Hour Average	80	ppb

4.0 Methodology

Monitoring is typically performed by a GrayWolf Advanced Sense II Probe fitted with H₂S and SO₂ sensors.

The unit is enclosed in a weatherproof case with the sensor at a height of approximately 1.8m above the ground.

The GrayWolf Advanced Sense monitors measure gasses in parts per million (ppm) with the following limits of detection (LOD).

- H₂S: 0.01 ppm; and
- SO₂: 0.01 ppm.

Readings are logged in parts per million (ppm) and are converted to parts per billion (ppb) for reporting purposes, with the LOD's being 10 ppb for both H₂S and SO₂. For the calculation of 1hr and 24hr averages, where the instrument returns a zero reading, half the instrument LOD value is used (5 ppb).

Consistent issues with the unit have occurred since its installation with the unit failing to log continuously, requiring regular site visits to restart the unit. While efforts are continuing with GrayWolf to achieve a reliable solution an interim GrayWolf set-up was installed on site on 23 September 2020. The interim set-up is a GrayWolf Advanced Sense I probe fitted with H₂S and SO₂ sensors connected to a Microsoft Surface Go tablet acting as the logger. A GrayWolf Advanced Sense II probe was installed alongside the tablet on 23 October in an attempt to improve data collection following a period between 15 and 23 October where the Advanced Sense I probe was failing to connect to the tablet and not collecting data.

The unit again failed on 31 October with multiple site visits failing to restore the unit to working condition. AECOM staff were locked out of the unit following an update to the Microsoft tablet and were unable to log back in without a GrayWolf password. Efforts to obtain this password were unsuccessful and as such on 23 November the original GrayWolf Advanced Sense II probe was reinstalled onsite in an attempt to improve data collection. This was ultimately unsuccessful as after multiple site visits the monitor failed to run for more than an hour each time resulting in very low data collection for November 2020.

On 30 November AECOM were informed by Muswellbrook Coal that gas monitoring at this location would no longer be required following approval from local council to cease monitoring. As such, monitoring will cease from this date onward.

5.0 Results

A summary of the H₂S and SO₂ results for November 2020 is presented in **Table 3**. **Table 4** provides a summary of 24hr (midnight to midnight) averages along with maximum 1hr averages for each day. Data is shown graphically against the relevant criteria in **Figure 2** and **Figure 3** with 1 hour data attached in **Tables 5** and **6**. It should be noted that the plots present 1 hour rolling averages calculated from raw data.

Table 3 Gaseous Monitoring Results – November 2020

Parameter	Units	Hydrogen Sulfide (H ₂ S)	Sulfur Dioxide (SO ₂)
Maximum 1 Hour Average	ppb	5.0*	5.0
Maximum 24 Hour Average	ppb	Insufficient Data**	Insufficient Data**
Number of Exceedances – 1 Hour	-	0	0
Number of Exceedances – 24 Hour	-	0	0

* All raw data returned less than the instrument limit of detection. Half of the LOD value reported. Refer **Section 4.0**.

** Insufficient data was collected to provide a maximum 24 hour average.

There were no exceedances of the applicable criteria for either H₂S or SO₂ for the November 2020 monitoring period. Due to the logging issues discussed in **Section 4.0** the data capture rates for November 2020 were less than 1% for both H₂S and SO₂. It should be noted that hourly and daily averages are only reported if there is valid data for at least 75% of the respective time period.

Table 4 24hr Averages (Midnight to Midnight) and Maximum 1hr Averages – November 2020

Date	Hydrogen Sulfide (H ₂ S) (ppb)		Sulfur Dioxide (SO ₂) (ppb)	
	24hr Average	Maximum 1hr Average	24hr Average	Maximum 1hr Average
1/11/2020	No Data	No Data	No Data	No Data
2/11/2020	No Data	No Data	No Data	No Data
3/11/2020	No Data	No Data	No Data	No Data
4/11/2020	No Data	No Data	No Data	No Data
5/11/2020	No Data	No Data	No Data	No Data
6/11/2020	No Data	No Data	No Data	No Data
7/11/2020	No Data	No Data	No Data	No Data
8/11/2020	No Data	No Data	No Data	No Data
9/11/2020	Insufficient Data	5*	Insufficient Data	5*
10/11/2020	No Data	No Data	No Data	No Data
11/11/2020	No Data	No Data	No Data	No Data
12/11/2020	No Data	No Data	No Data	No Data
13/11/2020	No Data	No Data	No Data	No Data
14/11/2020	No Data	No Data	No Data	No Data
15/11/2020	No Data	No Data	No Data	No Data
16/11/2020	No Data	No Data	No Data	No Data
17/11/2020	No Data	No Data	No Data	No Data
18/11/2020	No Data	No Data	No Data	No Data
19/11/2020	No Data	No Data	No Data	No Data
20/11/2020	No Data	No Data	No Data	No Data
21/11/2020	No Data	No Data	No Data	No Data
22/11/2020	No Data	No Data	No Data	No Data
23/11/2020	Insufficient Data	5*	Insufficient Data	5
24/11/2020	No Data	No Data	No Data	No Data
25/11/2020	No Data	No Data	No Data	No Data
26/11/2020	No Data	No Data	No Data	No Data
27/11/2020	No Data	No Data	No Data	No Data
28/11/2020	No Data	No Data	No Data	No Data
29/11/2020	No Data	No Data	No Data	No Data
30/11/2020	No Data	No Data	No Data	No Data
Criteria	100	500	80	200
Capture Rate	<1%		<1%	

* All raw data returned less than the instrument limit of detection. Half of the LOD value reported. Refer **Section 4.0**.

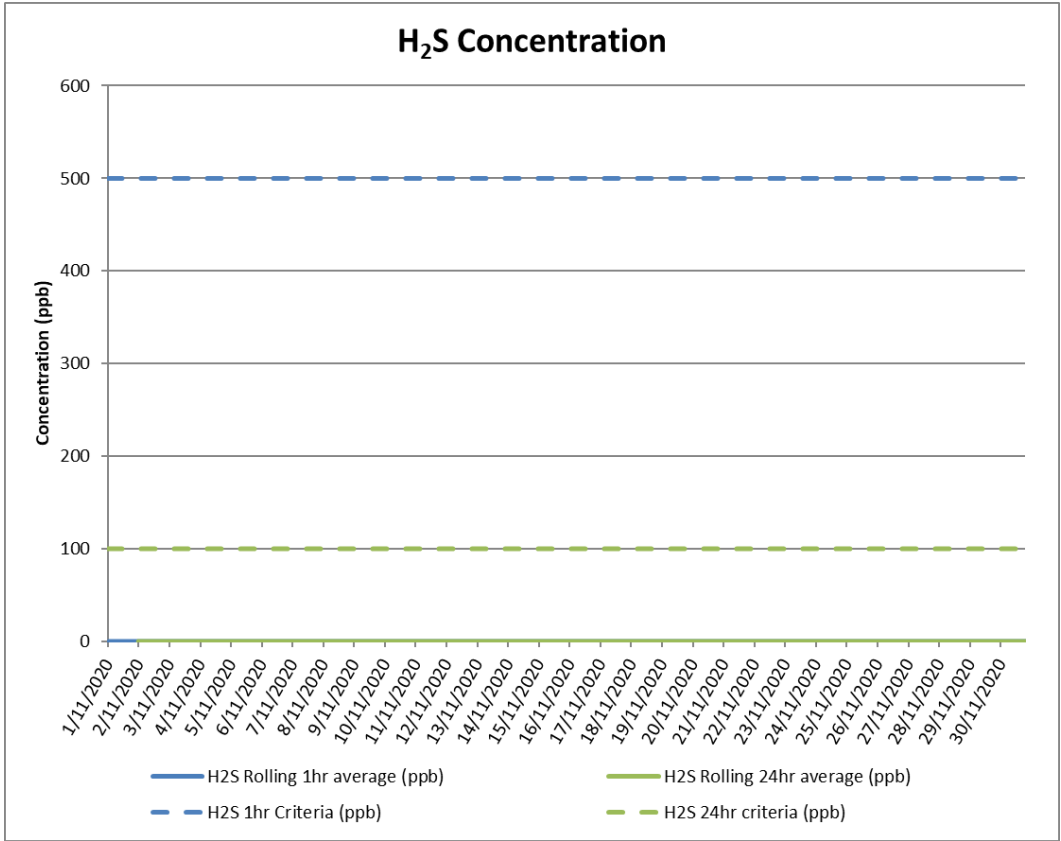


Figure 2 H₂S Concentrations – November 2020

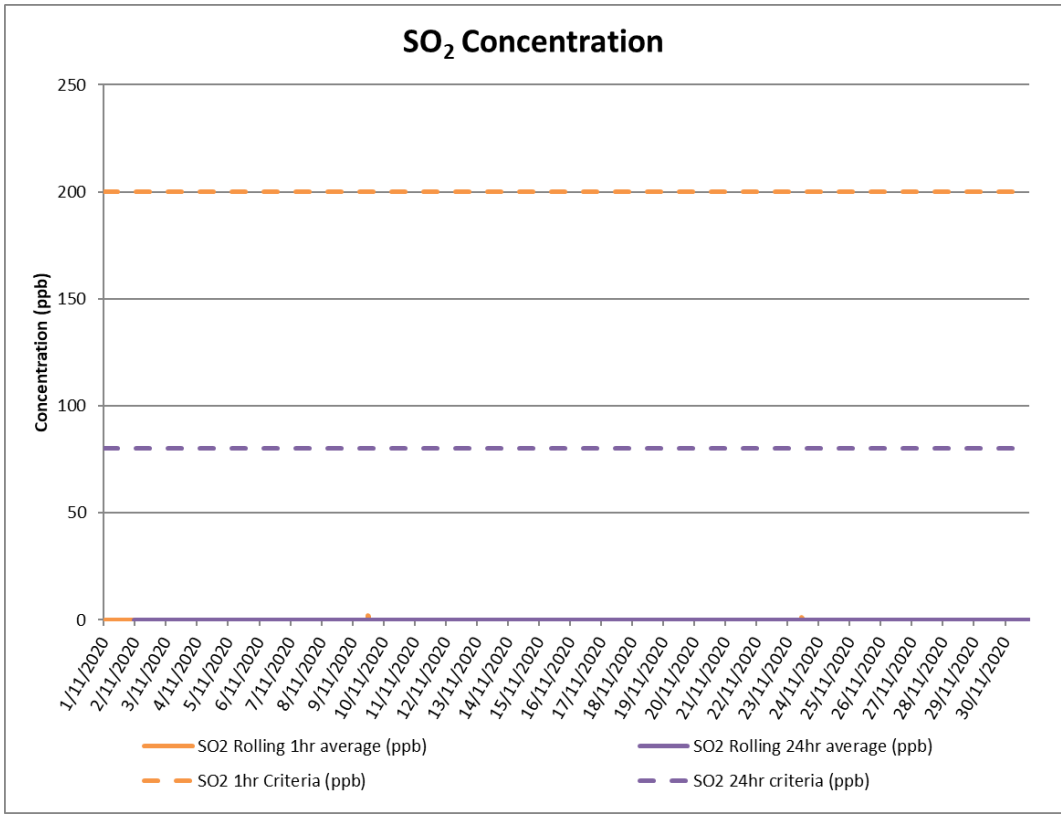


Figure 3 SO₂ Concentrations – November 2020

5.1 Meteorology

Meteorology data sourced from MCC's onsite meteorology station for November indicated winds were predominately from the Southeast. The average wind speed for the month was 3.21 m/s.

When winds are from the Southeast, the monitoring location is generally upwind of the mine site. A wind rose for this monitoring period can be found attached as **Figure 4**.

6.0 Conclusion

AECOM commenced ambient air quality monitoring on Muscle Creek Rd on 26 July 2017. Monitoring results for the period 1 to 30 November 2020 returned no exceedances of either the 1hr or 24hr criteria for H₂S or SO₂. A data capture rate of <1% was recorded for both H₂S and SO₂ during November 2020 due AECOM staff being locked out of the Microsoft GO tablet following GrayWolf updates with efforts to obtain access unsuccessful. A replacement logger installed on 23 November also failed to improve data collection as the unit failed to run for more than an hour following multiple site visits.

Wind data obtained from the MCC meteorology station indicates that winds for this period were predominately from the Southeast placing the monitoring location upwind of the mine for the majority of the month during November 2020.

On 30 November AECOM were informed by Muswellbrook Coal that gas monitoring at this location would no longer be required following approval from local council to cease monitoring. Monitoring will therefore cease from this date onwards.

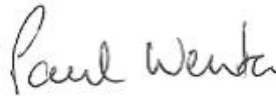
Yours faithfully,



James Enright
Scientist – Compliance Services
james.enright@aecom.com

Direct Dial: +T +61 2 4911 4900
Direct Fax: +F +61 2 4911 4999

encl: Hourly Monitoring Data, Wind Rose



Paul Wenta
Principal Scientist - Air Quality
paul.wenta@aecom.com

Mobile: +61 438 670 281
Direct Dial: +61 2 4911 4855
Direct Fax: +61 2 4911 4999

Disclaimer

© AECOM Australia Pty Ltd (AECOM). All rights reserved.

AECOM has prepared this document for the sole use of the Client and for a specific purpose, each as expressly stated in the document. No other party should rely on this document without the prior written consent of AECOM. AECOM undertakes no duty, nor accepts any responsibility, to any third party who may rely upon or use this document. This document has been prepared based on the Client's description of its requirements and AECOM's experience, having regard to assumptions that AECOM can reasonably be expected to make in accordance with sound professional principles. AECOM may also have relied upon information provided by the Client and other third parties to prepare this document, some of which may not have been verified. Subject to the above conditions, this document may be transmitted, reproduced or disseminated only in its entirety.

Table 5 H₂S 1hr Data (ppb) – November 2020

Date	Hour	H ₂ S 1hr Average	Date	Hour	H ₂ S 1hr Average	Date	Hour	H ₂ S 1hr Average	Date	Hour	H ₂ S 1hr Average	Date	Hour	H ₂ S 1hr Average
1/11/2020	0	No Data	2/11/2020	0	No Data	3/11/2020	0	No Data	4/11/2020	0	No Data	5/11/2020	0	No Data
1/11/2020	1	No Data	2/11/2020	1	No Data	3/11/2020	1	No Data	4/11/2020	1	No Data	5/11/2020	1	No Data
1/11/2020	2	No Data	2/11/2020	2	No Data	3/11/2020	2	No Data	4/11/2020	2	No Data	5/11/2020	2	No Data
1/11/2020	3	No Data	2/11/2020	3	No Data	3/11/2020	3	No Data	4/11/2020	3	No Data	5/11/2020	3	No Data
1/11/2020	4	No Data	2/11/2020	4	No Data	3/11/2020	4	No Data	4/11/2020	4	No Data	5/11/2020	4	No Data
1/11/2020	5	No Data	2/11/2020	5	No Data	3/11/2020	5	No Data	4/11/2020	5	No Data	5/11/2020	5	No Data
1/11/2020	6	No Data	2/11/2020	6	No Data	3/11/2020	6	No Data	4/11/2020	6	No Data	5/11/2020	6	No Data
1/11/2020	7	No Data	2/11/2020	7	No Data	3/11/2020	7	No Data	4/11/2020	7	No Data	5/11/2020	7	No Data
1/11/2020	8	No Data	2/11/2020	8	No Data	3/11/2020	8	No Data	4/11/2020	8	No Data	5/11/2020	8	No Data
1/11/2020	9	No Data	2/11/2020	9	No Data	3/11/2020	9	No Data	4/11/2020	9	No Data	5/11/2020	9	No Data
1/11/2020	10	No Data	2/11/2020	10	No Data	3/11/2020	10	No Data	4/11/2020	10	No Data	5/11/2020	10	No Data
1/11/2020	11	No Data	2/11/2020	11	No Data	3/11/2020	11	No Data	4/11/2020	11	No Data	5/11/2020	11	No Data
1/11/2020	12	No Data	2/11/2020	12	No Data	3/11/2020	12	No Data	4/11/2020	12	No Data	5/11/2020	12	No Data
1/11/2020	13	No Data	2/11/2020	13	No Data	3/11/2020	13	No Data	4/11/2020	13	No Data	5/11/2020	13	No Data
1/11/2020	14	No Data	2/11/2020	14	No Data	3/11/2020	14	No Data	4/11/2020	14	No Data	5/11/2020	14	No Data
1/11/2020	15	No Data	2/11/2020	15	No Data	3/11/2020	15	No Data	4/11/2020	15	No Data	5/11/2020	15	No Data
1/11/2020	16	No Data	2/11/2020	16	No Data	3/11/2020	16	No Data	4/11/2020	16	No Data	5/11/2020	16	No Data
1/11/2020	17	No Data	2/11/2020	17	No Data	3/11/2020	17	No Data	4/11/2020	17	No Data	5/11/2020	17	No Data
1/11/2020	18	No Data	2/11/2020	18	No Data	3/11/2020	18	No Data	4/11/2020	18	No Data	5/11/2020	18	No Data
1/11/2020	19	No Data	2/11/2020	19	No Data	3/11/2020	19	No Data	4/11/2020	19	No Data	5/11/2020	19	No Data
1/11/2020	20	No Data	2/11/2020	20	No Data	3/11/2020	20	No Data	4/11/2020	20	No Data	5/11/2020	20	No Data
1/11/2020	21	No Data	2/11/2020	21	No Data	3/11/2020	21	No Data	4/11/2020	21	No Data	5/11/2020	21	No Data
1/11/2020	22	No Data	2/11/2020	22	No Data	3/11/2020	22	No Data	4/11/2020	22	No Data	5/11/2020	22	No Data
1/11/2020	23	No Data	2/11/2020	23	No Data	3/11/2020	23	No Data	4/11/2020	23	No Data	5/11/2020	23	No Data
Maximum		No Data			No Data			No Data			No Data			No Data

Date	Hour	H ₂ S 1hr Average	Date	Hour	H ₂ S 1hr Average	Date	Hour	H ₂ S 1hr Average	Date	Hour	H ₂ S 1hr Average	Date	Hour	H ₂ S 1hr Average
6/11/2020	0	No Data	7/11/2020	0	No Data	8/11/2020	0	No Data	9/11/2020	0	No Data	10/11/2020	0	No Data
6/11/2020	1	No Data	7/11/2020	1	No Data	8/11/2020	1	No Data	9/11/2020	1	No Data	10/11/2020	1	No Data
6/11/2020	2	No Data	7/11/2020	2	No Data	8/11/2020	2	No Data	9/11/2020	2	No Data	10/11/2020	2	No Data
6/11/2020	3	No Data	7/11/2020	3	No Data	8/11/2020	3	No Data	9/11/2020	3	No Data	10/11/2020	3	No Data
6/11/2020	4	No Data	7/11/2020	4	No Data	8/11/2020	4	No Data	9/11/2020	4	No Data	10/11/2020	4	No Data
6/11/2020	5	No Data	7/11/2020	5	No Data	8/11/2020	5	No Data	9/11/2020	5	No Data	10/11/2020	5	No Data
6/11/2020	6	No Data	7/11/2020	6	No Data	8/11/2020	6	No Data	9/11/2020	6	No Data	10/11/2020	6	No Data
6/11/2020	7	No Data	7/11/2020	7	No Data	8/11/2020	7	No Data	9/11/2020	7	No Data	10/11/2020	7	No Data
6/11/2020	8	No Data	7/11/2020	8	No Data	8/11/2020	8	No Data	9/11/2020	8	No Data	10/11/2020	8	No Data
6/11/2020	9	No Data	7/11/2020	9	No Data	8/11/2020	9	No Data	9/11/2020	9	No Data	10/11/2020	9	No Data
6/11/2020	10	No Data	7/11/2020	10	No Data	8/11/2020	10	No Data	9/11/2020	10	No Data	10/11/2020	10	No Data
6/11/2020	11	No Data	7/11/2020	11	No Data	8/11/2020	11	No Data	9/11/2020	11	No Data	10/11/2020	11	No Data
6/11/2020	12	No Data	7/11/2020	12	No Data	8/11/2020	12	No Data	9/11/2020	12	No Data	10/11/2020	12	No Data
6/11/2020	13	No Data	7/11/2020	13	No Data	8/11/2020	13	No Data	9/11/2020	13	5	10/11/2020	13	No Data
6/11/2020	14	No Data	7/11/2020	14	No Data	8/11/2020	14	No Data	9/11/2020	14	5	10/11/2020	14	No Data
6/11/2020	15	No Data	7/11/2020	15	No Data	8/11/2020	15	No Data	9/11/2020	15	5	10/11/2020	15	No Data
6/11/2020	16	No Data	7/11/2020	16	No Data	8/11/2020	16	No Data	9/11/2020	16	No Data	10/11/2020	16	No Data
6/11/2020	17	No Data	7/11/2020	17	No Data	8/11/2020	17	No Data	9/11/2020	17	No Data	10/11/2020	17	No Data
6/11/2020	18	No Data	7/11/2020	18	No Data	8/11/2020	18	No Data	9/11/2020	18	No Data	10/11/2020	18	No Data
6/11/2020	19	No Data	7/11/2020	19	No Data	8/11/2020	19	No Data	9/11/2020	19	No Data	10/11/2020	19	No Data
6/11/2020	20	No Data	7/11/2020	20	No Data	8/11/2020	20	No Data	9/11/2020	20	No Data	10/11/2020	20	No Data
6/11/2020	21	No Data	7/11/2020	21	No Data	8/11/2020	21	No Data	9/11/2020	21	No Data	10/11/2020	21	No Data
6/11/2020	22	No Data	7/11/2020	22	No Data	8/11/2020	22	No Data	9/11/2020	22	No Data	10/11/2020	22	No Data
6/11/2020	23	No Data	7/11/2020	23	No Data	8/11/2020	23	No Data	9/11/2020	23	No Data	10/11/2020	23	No Data
Maximum		No Data			No Data			No Data			5*			No Data

Date	Hour	H ₂ S 1hr Average	Date	Hour	H ₂ S 1hr Average	Date	Hour	H ₂ S 1hr Average	Date	Hour	H ₂ S 1hr Average	Date	Hour	H ₂ S 1hr Average
11/11/2020	0	No Data	12/11/2020	0	No Data	13/11/2020	0	No Data	14/11/2020	0	No Data	15/11/2020	0	No Data
11/11/2020	1	No Data	12/11/2020	1	No Data	13/11/2020	1	No Data	14/11/2020	1	No Data	15/11/2020	1	No Data
11/11/2020	2	No Data	12/11/2020	2	No Data	13/11/2020	2	No Data	14/11/2020	2	No Data	15/11/2020	2	No Data
11/11/2020	3	No Data	12/11/2020	3	No Data	13/11/2020	3	No Data	14/11/2020	3	No Data	15/11/2020	3	No Data
11/11/2020	4	No Data	12/11/2020	4	No Data	13/11/2020	4	No Data	14/11/2020	4	No Data	15/11/2020	4	No Data
11/11/2020	5	No Data	12/11/2020	5	No Data	13/11/2020	5	No Data	14/11/2020	5	No Data	15/11/2020	5	No Data
11/11/2020	6	No Data	12/11/2020	6	No Data	13/11/2020	6	No Data	14/11/2020	6	No Data	15/11/2020	6	No Data
11/11/2020	7	No Data	12/11/2020	7	No Data	13/11/2020	7	No Data	14/11/2020	7	No Data	15/11/2020	7	No Data
11/11/2020	8	No Data	12/11/2020	8	No Data	13/11/2020	8	No Data	14/11/2020	8	No Data	15/11/2020	8	No Data
11/11/2020	9	No Data	12/11/2020	9	No Data	13/11/2020	9	No Data	14/11/2020	9	No Data	15/11/2020	9	No Data
11/11/2020	10	No Data	12/11/2020	10	No Data	13/11/2020	10	No Data	14/11/2020	10	No Data	15/11/2020	10	No Data
11/11/2020	11	No Data	12/11/2020	11	No Data	13/11/2020	11	No Data	14/11/2020	11	No Data	15/11/2020	11	No Data
11/11/2020	12	No Data	12/11/2020	12	No Data	13/11/2020	12	No Data	14/11/2020	12	No Data	15/11/2020	12	No Data
11/11/2020	13	No Data	12/11/2020	13	No Data	13/11/2020	13	No Data	14/11/2020	13	No Data	15/11/2020	13	No Data
11/11/2020	14	No Data	12/11/2020	14	No Data	13/11/2020	14	No Data	14/11/2020	14	No Data	15/11/2020	14	No Data
11/11/2020	15	No Data	12/11/2020	15	No Data	13/11/2020	15	No Data	14/11/2020	15	No Data	15/11/2020	15	No Data
11/11/2020	16	No Data	12/11/2020	16	No Data	13/11/2020	16	No Data	14/11/2020	16	No Data	15/11/2020	16	No Data
11/11/2020	17	No Data	12/11/2020	17	No Data	13/11/2020	17	No Data	14/11/2020	17	No Data	15/11/2020	17	No Data
11/11/2020	18	No Data	12/11/2020	18	No Data	13/11/2020	18	No Data	14/11/2020	18	No Data	15/11/2020	18	No Data
11/11/2020	19	No Data	12/11/2020	19	No Data	13/11/2020	19	No Data	14/11/2020	19	No Data	15/11/2020	19	No Data
11/11/2020	20	No Data	12/11/2020	20	No Data	13/11/2020	20	No Data	14/11/2020	20	No Data	15/11/2020	20	No Data
11/11/2020	21	No Data	12/11/2020	21	No Data	13/11/2020	21	No Data	14/11/2020	21	No Data	15/11/2020	21	No Data
11/11/2020	22	No Data	12/11/2020	22	No Data	13/11/2020	22	No Data	14/11/2020	22	No Data	15/11/2020	22	No Data
11/11/2020	23	No Data	12/11/2020	23	No Data	13/11/2020	23	No Data	14/11/2020	23	No Data	15/11/2020	23	No Data
Maximum		No Data			No Data			No Data			No Data			No Data

Date	Hour	H ₂ S 1hr Average	Date	Hour	H ₂ S 1hr Average	Date	Hour	H ₂ S 1hr Average	Date	Hour	H ₂ S 1hr Average	Date	Hour	H ₂ S 1hr Average
16/11/2020	0	No Data	17/11/2020	0	No Data	18/11/2020	0	No Data	19/11/2020	0	No Data	20/11/2020	0	No Data
16/11/2020	1	No Data	17/11/2020	1	No Data	18/11/2020	1	No Data	19/11/2020	1	No Data	20/11/2020	1	No Data
16/11/2020	2	No Data	17/11/2020	2	No Data	18/11/2020	2	No Data	19/11/2020	2	No Data	20/11/2020	2	No Data
16/11/2020	3	No Data	17/11/2020	3	No Data	18/11/2020	3	No Data	19/11/2020	3	No Data	20/11/2020	3	No Data
16/11/2020	4	No Data	17/11/2020	4	No Data	18/11/2020	4	No Data	19/11/2020	4	No Data	20/11/2020	4	No Data
16/11/2020	5	No Data	17/11/2020	5	No Data	18/11/2020	5	No Data	19/11/2020	5	No Data	20/11/2020	5	No Data
16/11/2020	6	No Data	17/11/2020	6	No Data	18/11/2020	6	No Data	19/11/2020	6	No Data	20/11/2020	6	No Data
16/11/2020	7	No Data	17/11/2020	7	No Data	18/11/2020	7	No Data	19/11/2020	7	No Data	20/11/2020	7	No Data
16/11/2020	8	No Data	17/11/2020	8	No Data	18/11/2020	8	No Data	19/11/2020	8	No Data	20/11/2020	8	No Data
16/11/2020	9	No Data	17/11/2020	9	No Data	18/11/2020	9	No Data	19/11/2020	9	No Data	20/11/2020	9	No Data
16/11/2020	10	No Data	17/11/2020	10	No Data	18/11/2020	10	No Data	19/11/2020	10	No Data	20/11/2020	10	No Data
16/11/2020	11	No Data	17/11/2020	11	No Data	18/11/2020	11	No Data	19/11/2020	11	No Data	20/11/2020	11	No Data
16/11/2020	12	No Data	17/11/2020	12	No Data	18/11/2020	12	No Data	19/11/2020	12	No Data	20/11/2020	12	No Data
16/11/2020	13	No Data	17/11/2020	13	No Data	18/11/2020	13	No Data	19/11/2020	13	No Data	20/11/2020	13	No Data
16/11/2020	14	No Data	17/11/2020	14	No Data	18/11/2020	14	No Data	19/11/2020	14	No Data	20/11/2020	14	No Data
16/11/2020	15	No Data	17/11/2020	15	No Data	18/11/2020	15	No Data	19/11/2020	15	No Data	20/11/2020	15	No Data
16/11/2020	16	No Data	17/11/2020	16	No Data	18/11/2020	16	No Data	19/11/2020	16	No Data	20/11/2020	16	No Data
16/11/2020	17	No Data	17/11/2020	17	No Data	18/11/2020	17	No Data	19/11/2020	17	No Data	20/11/2020	17	No Data
16/11/2020	18	No Data	17/11/2020	18	No Data	18/11/2020	18	No Data	19/11/2020	18	No Data	20/11/2020	18	No Data
16/11/2020	19	No Data	17/11/2020	19	No Data	18/11/2020	19	No Data	19/11/2020	19	No Data	20/11/2020	19	No Data
16/11/2020	20	No Data	17/11/2020	20	No Data	18/11/2020	20	No Data	19/11/2020	20	No Data	20/11/2020	20	No Data
16/11/2020	21	No Data	17/11/2020	21	No Data	18/11/2020	21	No Data	19/11/2020	21	No Data	20/11/2020	21	No Data
16/11/2020	22	No Data	17/11/2020	22	No Data	18/11/2020	22	No Data	19/11/2020	22	No Data	20/11/2020	22	No Data
16/11/2020	23	No Data	17/11/2020	23	No Data	18/11/2020	23	No Data	19/11/2020	23	No Data	20/11/2020	23	No Data
Maximum		No Data			No Data			No Data			No Data			No Data

Date	Hour	H ₂ S 1hr Average	Date	Hour	H ₂ S 1hr Average	Date	Hour	H ₂ S 1hr Average	Date	Hour	H ₂ S 1hr Average	Date	Hour	H ₂ S 1hr Average
21/11/2020	0	No Data	22/11/2020	0	No Data	23/11/2020	0	No Data	24/11/2020	0	No Data	25/11/2020	0	No Data
21/11/2020	1	No Data	22/11/2020	1	No Data	23/11/2020	1	No Data	24/11/2020	1	No Data	25/11/2020	1	No Data
21/11/2020	2	No Data	22/11/2020	2	No Data	23/11/2020	2	No Data	24/11/2020	2	No Data	25/11/2020	2	No Data
21/11/2020	3	No Data	22/11/2020	3	No Data	23/11/2020	3	No Data	24/11/2020	3	No Data	25/11/2020	3	No Data
21/11/2020	4	No Data	22/11/2020	4	No Data	23/11/2020	4	No Data	24/11/2020	4	No Data	25/11/2020	4	No Data
21/11/2020	5	No Data	22/11/2020	5	No Data	23/11/2020	5	No Data	24/11/2020	5	No Data	25/11/2020	5	No Data
21/11/2020	6	No Data	22/11/2020	6	No Data	23/11/2020	6	No Data	24/11/2020	6	No Data	25/11/2020	6	No Data
21/11/2020	7	No Data	22/11/2020	7	No Data	23/11/2020	7	No Data	24/11/2020	7	No Data	25/11/2020	7	No Data
21/11/2020	8	No Data	22/11/2020	8	No Data	23/11/2020	8	No Data	24/11/2020	8	No Data	25/11/2020	8	No Data
21/11/2020	9	No Data	22/11/2020	9	No Data	23/11/2020	9	No Data	24/11/2020	9	No Data	25/11/2020	9	No Data
21/11/2020	10	No Data	22/11/2020	10	No Data	23/11/2020	10	No Data	24/11/2020	10	No Data	25/11/2020	10	No Data
21/11/2020	11	No Data	22/11/2020	11	No Data	23/11/2020	11	No Data	24/11/2020	11	No Data	25/11/2020	11	No Data
21/11/2020	12	No Data	22/11/2020	12	No Data	23/11/2020	12	5	24/11/2020	12	No Data	25/11/2020	12	No Data
21/11/2020	13	No Data	22/11/2020	13	No Data	23/11/2020	13	No Data	24/11/2020	13	No Data	25/11/2020	13	No Data
21/11/2020	14	No Data	22/11/2020	14	No Data	23/11/2020	14	5	24/11/2020	14	No Data	25/11/2020	14	No Data
21/11/2020	15	No Data	22/11/2020	15	No Data	23/11/2020	15	No Data	24/11/2020	15	No Data	25/11/2020	15	No Data
21/11/2020	16	No Data	22/11/2020	16	No Data	23/11/2020	16	No Data	24/11/2020	16	No Data	25/11/2020	16	No Data
21/11/2020	17	No Data	22/11/2020	17	No Data	23/11/2020	17	No Data	24/11/2020	17	No Data	25/11/2020	17	No Data
21/11/2020	18	No Data	22/11/2020	18	No Data	23/11/2020	18	No Data	24/11/2020	18	No Data	25/11/2020	18	No Data
21/11/2020	19	No Data	22/11/2020	19	No Data	23/11/2020	19	No Data	24/11/2020	19	No Data	25/11/2020	19	No Data
21/11/2020	20	No Data	22/11/2020	20	No Data	23/11/2020	20	No Data	24/11/2020	20	No Data	25/11/2020	20	No Data
21/11/2020	21	No Data	22/11/2020	21	No Data	23/11/2020	21	No Data	24/11/2020	21	No Data	25/11/2020	21	No Data
21/11/2020	22	No Data	22/11/2020	22	No Data	23/11/2020	22	No Data	24/11/2020	22	No Data	25/11/2020	22	No Data
21/11/2020	23	No Data	22/11/2020	23	No Data	23/11/2020	23	No Data	24/11/2020	23	No Data	25/11/2020	23	No Data
Maximum		No Data			No Data			5*			No Data			No Data

Date	Hour	H ₂ S 1hr Average	Date	Hour	H ₂ S 1hr Average	Date	Hour	H ₂ S 1hr Average	Date	Hour	H ₂ S 1hr Average	Date	Hour	H ₂ S 1hr Average
26/11/2020	0	No Data	27/11/2020	0	No Data	28/11/2020	0	No Data	29/11/2020	0	No Data	30/11/2020	0	No Data
26/11/2020	1	No Data	27/11/2020	1	No Data	28/11/2020	1	No Data	29/11/2020	1	No Data	30/11/2020	1	No Data
26/11/2020	2	No Data	27/11/2020	2	No Data	28/11/2020	2	No Data	29/11/2020	2	No Data	30/11/2020	2	No Data
26/11/2020	3	No Data	27/11/2020	3	No Data	28/11/2020	3	No Data	29/11/2020	3	No Data	30/11/2020	3	No Data
26/11/2020	4	No Data	27/11/2020	4	No Data	28/11/2020	4	No Data	29/11/2020	4	No Data	30/11/2020	4	No Data
26/11/2020	5	No Data	27/11/2020	5	No Data	28/11/2020	5	No Data	29/11/2020	5	No Data	30/11/2020	5	No Data
26/11/2020	6	No Data	27/11/2020	6	No Data	28/11/2020	6	No Data	29/11/2020	6	No Data	30/11/2020	6	No Data
26/11/2020	7	No Data	27/11/2020	7	No Data	28/11/2020	7	No Data	29/11/2020	7	No Data	30/11/2020	7	No Data
26/11/2020	8	No Data	27/11/2020	8	No Data	28/11/2020	8	No Data	29/11/2020	8	No Data	30/11/2020	8	No Data
26/11/2020	9	No Data	27/11/2020	9	No Data	28/11/2020	9	No Data	29/11/2020	9	No Data	30/11/2020	9	No Data
26/11/2020	10	No Data	27/11/2020	10	No Data	28/11/2020	10	No Data	29/11/2020	10	No Data	30/11/2020	10	No Data
26/11/2020	11	No Data	27/11/2020	11	No Data	28/11/2020	11	No Data	29/11/2020	11	No Data	30/11/2020	11	No Data
26/11/2020	12	No Data	27/11/2020	12	No Data	28/11/2020	12	No Data	29/11/2020	12	No Data	30/11/2020	12	No Data
26/11/2020	13	No Data	27/11/2020	13	No Data	28/11/2020	13	No Data	29/11/2020	13	No Data	30/11/2020	13	No Data
26/11/2020	14	No Data	27/11/2020	14	No Data	28/11/2020	14	No Data	29/11/2020	14	No Data	30/11/2020	14	No Data
26/11/2020	15	No Data	27/11/2020	15	No Data	28/11/2020	15	No Data	29/11/2020	15	No Data	30/11/2020	15	No Data
26/11/2020	16	No Data	27/11/2020	16	No Data	28/11/2020	16	No Data	29/11/2020	16	No Data	30/11/2020	16	No Data
26/11/2020	17	No Data	27/11/2020	17	No Data	28/11/2020	17	No Data	29/11/2020	17	No Data	30/11/2020	17	No Data
26/11/2020	18	No Data	27/11/2020	18	No Data	28/11/2020	18	No Data	29/11/2020	18	No Data	30/11/2020	18	No Data
26/11/2020	19	No Data	27/11/2020	19	No Data	28/11/2020	19	No Data	29/11/2020	19	No Data	30/11/2020	19	No Data
26/11/2020	20	No Data	27/11/2020	20	No Data	28/11/2020	20	No Data	29/11/2020	20	No Data	30/11/2020	20	No Data
26/11/2020	21	No Data	27/11/2020	21	No Data	28/11/2020	21	No Data	29/11/2020	21	No Data	30/11/2020	21	No Data
26/11/2020	22	No Data	27/11/2020	22	No Data	28/11/2020	22	No Data	29/11/2020	22	No Data	30/11/2020	22	No Data
26/11/2020	23	No Data	27/11/2020	23	No Data	28/11/2020	23	No Data	29/11/2020	23	No Data	30/11/2020	23	No Data
Maximum		No Data			No Data			No Data			No Data			No Data

Table 6 SO₂ 1hr Data (ppb) – November 2020

Date	Hour	SO ₂ 1hr Average	Date	Hour	SO ₂ 1hr Average	Date	Hour	SO ₂ 1hr Average	Date	Hour	SO ₂ 1hr Average	Date	Hour	SO ₂ 1hr Average
1/11/2020	0	No Data	2/11/2020	0	No Data	3/11/2020	0	No Data	4/11/2020	0	No Data	5/11/2020	0	No Data
1/11/2020	1	No Data	2/11/2020	1	No Data	3/11/2020	1	No Data	4/11/2020	1	No Data	5/11/2020	1	No Data
1/11/2020	2	No Data	2/11/2020	2	No Data	3/11/2020	2	No Data	4/11/2020	2	No Data	5/11/2020	2	No Data
1/11/2020	3	No Data	2/11/2020	3	No Data	3/11/2020	3	No Data	4/11/2020	3	No Data	5/11/2020	3	No Data
1/11/2020	4	No Data	2/11/2020	4	No Data	3/11/2020	4	No Data	4/11/2020	4	No Data	5/11/2020	4	No Data
1/11/2020	5	No Data	2/11/2020	5	No Data	3/11/2020	5	No Data	4/11/2020	5	No Data	5/11/2020	5	No Data
1/11/2020	6	No Data	2/11/2020	6	No Data	3/11/2020	6	No Data	4/11/2020	6	No Data	5/11/2020	6	No Data
1/11/2020	7	No Data	2/11/2020	7	No Data	3/11/2020	7	No Data	4/11/2020	7	No Data	5/11/2020	7	No Data
1/11/2020	8	No Data	2/11/2020	8	No Data	3/11/2020	8	No Data	4/11/2020	8	No Data	5/11/2020	8	No Data
1/11/2020	9	No Data	2/11/2020	9	No Data	3/11/2020	9	No Data	4/11/2020	9	No Data	5/11/2020	9	No Data
1/11/2020	10	No Data	2/11/2020	10	No Data	3/11/2020	10	No Data	4/11/2020	10	No Data	5/11/2020	10	No Data
1/11/2020	11	No Data	2/11/2020	11	No Data	3/11/2020	11	No Data	4/11/2020	11	No Data	5/11/2020	11	No Data
1/11/2020	12	No Data	2/11/2020	12	No Data	3/11/2020	12	No Data	4/11/2020	12	No Data	5/11/2020	12	No Data
1/11/2020	13	No Data	2/11/2020	13	No Data	3/11/2020	13	No Data	4/11/2020	13	No Data	5/11/2020	13	No Data
1/11/2020	14	No Data	2/11/2020	14	No Data	3/11/2020	14	No Data	4/11/2020	14	No Data	5/11/2020	14	No Data
1/11/2020	15	No Data	2/11/2020	15	No Data	3/11/2020	15	No Data	4/11/2020	15	No Data	5/11/2020	15	No Data
1/11/2020	16	No Data	2/11/2020	16	No Data	3/11/2020	16	No Data	4/11/2020	16	No Data	5/11/2020	16	No Data
1/11/2020	17	No Data	2/11/2020	17	No Data	3/11/2020	17	No Data	4/11/2020	17	No Data	5/11/2020	17	No Data
1/11/2020	18	No Data	2/11/2020	18	No Data	3/11/2020	18	No Data	4/11/2020	18	No Data	5/11/2020	18	No Data
1/11/2020	19	No Data	2/11/2020	19	No Data	3/11/2020	19	No Data	4/11/2020	19	No Data	5/11/2020	19	No Data
1/11/2020	20	No Data	2/11/2020	20	No Data	3/11/2020	20	No Data	4/11/2020	20	No Data	5/11/2020	20	No Data
1/11/2020	21	No Data	2/11/2020	21	No Data	3/11/2020	21	No Data	4/11/2020	21	No Data	5/11/2020	21	No Data
1/11/2020	22	No Data	2/11/2020	22	No Data	3/11/2020	22	No Data	4/11/2020	22	No Data	5/11/2020	22	No Data
1/11/2020	23	No Data	2/11/2020	23	No Data	3/11/2020	23	No Data	4/11/2020	23	No Data	5/11/2020	23	No Data
Maximum		No Data			No Data			No Data			No Data			No Data

Date	Hour	SO ₂ 1hr Average	Date	Hour	SO ₂ 1hr Average	Date	Hour	SO ₂ 1hr Average	Date	Hour	SO ₂ 1hr Average	Date	Hour	SO ₂ 1hr Average
6/11/2020	0	No Data	7/11/2020	0	No Data	8/11/2020	0	No Data	9/11/2020	0	No Data	10/11/2020	0	No Data
6/11/2020	1	No Data	7/11/2020	1	No Data	8/11/2020	1	No Data	9/11/2020	1	No Data	10/11/2020	1	No Data
6/11/2020	2	No Data	7/11/2020	2	No Data	8/11/2020	2	No Data	9/11/2020	2	No Data	10/11/2020	2	No Data
6/11/2020	3	No Data	7/11/2020	3	No Data	8/11/2020	3	No Data	9/11/2020	3	No Data	10/11/2020	3	No Data
6/11/2020	4	No Data	7/11/2020	4	No Data	8/11/2020	4	No Data	9/11/2020	4	No Data	10/11/2020	4	No Data
6/11/2020	5	No Data	7/11/2020	5	No Data	8/11/2020	5	No Data	9/11/2020	5	No Data	10/11/2020	5	No Data
6/11/2020	6	No Data	7/11/2020	6	No Data	8/11/2020	6	No Data	9/11/2020	6	No Data	10/11/2020	6	No Data
6/11/2020	7	No Data	7/11/2020	7	No Data	8/11/2020	7	No Data	9/11/2020	7	No Data	10/11/2020	7	No Data
6/11/2020	8	No Data	7/11/2020	8	No Data	8/11/2020	8	No Data	9/11/2020	8	No Data	10/11/2020	8	No Data
6/11/2020	9	No Data	7/11/2020	9	No Data	8/11/2020	9	No Data	9/11/2020	9	No Data	10/11/2020	9	No Data
6/11/2020	10	No Data	7/11/2020	10	No Data	8/11/2020	10	No Data	9/11/2020	10	No Data	10/11/2020	10	No Data
6/11/2020	11	No Data	7/11/2020	11	No Data	8/11/2020	11	No Data	9/11/2020	11	No Data	10/11/2020	11	No Data
6/11/2020	12	No Data	7/11/2020	12	No Data	8/11/2020	12	No Data	9/11/2020	12	No Data	10/11/2020	12	No Data
6/11/2020	13	No Data	7/11/2020	13	No Data	8/11/2020	13	No Data	9/11/2020	13	5	10/11/2020	13	No Data
6/11/2020	14	No Data	7/11/2020	14	No Data	8/11/2020	14	No Data	9/11/2020	14	5	10/11/2020	14	No Data
6/11/2020	15	No Data	7/11/2020	15	No Data	8/11/2020	15	No Data	9/11/2020	15	5	10/11/2020	15	No Data
6/11/2020	16	No Data	7/11/2020	16	No Data	8/11/2020	16	No Data	9/11/2020	16	No Data	10/11/2020	16	No Data
6/11/2020	17	No Data	7/11/2020	17	No Data	8/11/2020	17	No Data	9/11/2020	17	No Data	10/11/2020	17	No Data
6/11/2020	18	No Data	7/11/2020	18	No Data	8/11/2020	18	No Data	9/11/2020	18	No Data	10/11/2020	18	No Data
6/11/2020	19	No Data	7/11/2020	19	No Data	8/11/2020	19	No Data	9/11/2020	19	No Data	10/11/2020	19	No Data
6/11/2020	20	No Data	7/11/2020	20	No Data	8/11/2020	20	No Data	9/11/2020	20	No Data	10/11/2020	20	No Data
6/11/2020	21	No Data	7/11/2020	21	No Data	8/11/2020	21	No Data	9/11/2020	21	No Data	10/11/2020	21	No Data
6/11/2020	22	No Data	7/11/2020	22	No Data	8/11/2020	22	No Data	9/11/2020	22	No Data	10/11/2020	22	No Data
6/11/2020	23	No Data	7/11/2020	23	No Data	8/11/2020	23	No Data	9/11/2020	23	No Data	10/11/2020	23	No Data
Maximum		No Data			No Data			No Data			5*			No Data

Date	Hour	SO ₂ 1hr Average	Date	Hour	SO ₂ 1hr Average	Date	Hour	SO ₂ 1hr Average	Date	Hour	SO ₂ 1hr Average	Date	Hour	SO ₂ 1hr Average
11/11/2020	0	No Data	12/11/2020	0	No Data	13/11/2020	0	No Data	14/11/2020	0	No Data	15/11/2020	0	No Data
11/11/2020	1	No Data	12/11/2020	1	No Data	13/11/2020	1	No Data	14/11/2020	1	No Data	15/11/2020	1	No Data
11/11/2020	2	No Data	12/11/2020	2	No Data	13/11/2020	2	No Data	14/11/2020	2	No Data	15/11/2020	2	No Data
11/11/2020	3	No Data	12/11/2020	3	No Data	13/11/2020	3	No Data	14/11/2020	3	No Data	15/11/2020	3	No Data
11/11/2020	4	No Data	12/11/2020	4	No Data	13/11/2020	4	No Data	14/11/2020	4	No Data	15/11/2020	4	No Data
11/11/2020	5	No Data	12/11/2020	5	No Data	13/11/2020	5	No Data	14/11/2020	5	No Data	15/11/2020	5	No Data
11/11/2020	6	No Data	12/11/2020	6	No Data	13/11/2020	6	No Data	14/11/2020	6	No Data	15/11/2020	6	No Data
11/11/2020	7	No Data	12/11/2020	7	No Data	13/11/2020	7	No Data	14/11/2020	7	No Data	15/11/2020	7	No Data
11/11/2020	8	No Data	12/11/2020	8	No Data	13/11/2020	8	No Data	14/11/2020	8	No Data	15/11/2020	8	No Data
11/11/2020	9	No Data	12/11/2020	9	No Data	13/11/2020	9	No Data	14/11/2020	9	No Data	15/11/2020	9	No Data
11/11/2020	10	No Data	12/11/2020	10	No Data	13/11/2020	10	No Data	14/11/2020	10	No Data	15/11/2020	10	No Data
11/11/2020	11	No Data	12/11/2020	11	No Data	13/11/2020	11	No Data	14/11/2020	11	No Data	15/11/2020	11	No Data
11/11/2020	12	No Data	12/11/2020	12	No Data	13/11/2020	12	No Data	14/11/2020	12	No Data	15/11/2020	12	No Data
11/11/2020	13	No Data	12/11/2020	13	No Data	13/11/2020	13	No Data	14/11/2020	13	No Data	15/11/2020	13	No Data
11/11/2020	14	No Data	12/11/2020	14	No Data	13/11/2020	14	No Data	14/11/2020	14	No Data	15/11/2020	14	No Data
11/11/2020	15	No Data	12/11/2020	15	No Data	13/11/2020	15	No Data	14/11/2020	15	No Data	15/11/2020	15	No Data
11/11/2020	16	No Data	12/11/2020	16	No Data	13/11/2020	16	No Data	14/11/2020	16	No Data	15/11/2020	16	No Data
11/11/2020	17	No Data	12/11/2020	17	No Data	13/11/2020	17	No Data	14/11/2020	17	No Data	15/11/2020	17	No Data
11/11/2020	18	No Data	12/11/2020	18	No Data	13/11/2020	18	No Data	14/11/2020	18	No Data	15/11/2020	18	No Data
11/11/2020	19	No Data	12/11/2020	19	No Data	13/11/2020	19	No Data	14/11/2020	19	No Data	15/11/2020	19	No Data
11/11/2020	20	No Data	12/11/2020	20	No Data	13/11/2020	20	No Data	14/11/2020	20	No Data	15/11/2020	20	No Data
11/11/2020	21	No Data	12/11/2020	21	No Data	13/11/2020	21	No Data	14/11/2020	21	No Data	15/11/2020	21	No Data
11/11/2020	22	No Data	12/11/2020	22	No Data	13/11/2020	22	No Data	14/11/2020	22	No Data	15/11/2020	22	No Data
11/11/2020	23	No Data	12/11/2020	23	No Data	13/11/2020	23	No Data	14/11/2020	23	No Data	15/11/2020	23	No Data
Maximum		No Data			No Data			No Data			No Data			No Data

Date	Hour	SO ₂ 1hr Average	Date	Hour	SO ₂ 1hr Average	Date	Hour	SO ₂ 1hr Average	Date	Hour	SO ₂ 1hr Average	Date	Hour	SO ₂ 1hr Average
16/11/2020	0	No Data	17/11/2020	0	No Data	18/11/2020	0	No Data	19/11/2020	0	No Data	20/11/2020	0	No Data
16/11/2020	1	No Data	17/11/2020	1	No Data	18/11/2020	1	No Data	19/11/2020	1	No Data	20/11/2020	1	No Data
16/11/2020	2	No Data	17/11/2020	2	No Data	18/11/2020	2	No Data	19/11/2020	2	No Data	20/11/2020	2	No Data
16/11/2020	3	No Data	17/11/2020	3	No Data	18/11/2020	3	No Data	19/11/2020	3	No Data	20/11/2020	3	No Data
16/11/2020	4	No Data	17/11/2020	4	No Data	18/11/2020	4	No Data	19/11/2020	4	No Data	20/11/2020	4	No Data
16/11/2020	5	No Data	17/11/2020	5	No Data	18/11/2020	5	No Data	19/11/2020	5	No Data	20/11/2020	5	No Data
16/11/2020	6	No Data	17/11/2020	6	No Data	18/11/2020	6	No Data	19/11/2020	6	No Data	20/11/2020	6	No Data
16/11/2020	7	No Data	17/11/2020	7	No Data	18/11/2020	7	No Data	19/11/2020	7	No Data	20/11/2020	7	No Data
16/11/2020	8	No Data	17/11/2020	8	No Data	18/11/2020	8	No Data	19/11/2020	8	No Data	20/11/2020	8	No Data
16/11/2020	9	No Data	17/11/2020	9	No Data	18/11/2020	9	No Data	19/11/2020	9	No Data	20/11/2020	9	No Data
16/11/2020	10	No Data	17/11/2020	10	No Data	18/11/2020	10	No Data	19/11/2020	10	No Data	20/11/2020	10	No Data
16/11/2020	11	No Data	17/11/2020	11	No Data	18/11/2020	11	No Data	19/11/2020	11	No Data	20/11/2020	11	No Data
16/11/2020	12	No Data	17/11/2020	12	No Data	18/11/2020	12	No Data	19/11/2020	12	No Data	20/11/2020	12	No Data
16/11/2020	13	No Data	17/11/2020	13	No Data	18/11/2020	13	No Data	19/11/2020	13	No Data	20/11/2020	13	No Data
16/11/2020	14	No Data	17/11/2020	14	No Data	18/11/2020	14	No Data	19/11/2020	14	No Data	20/11/2020	14	No Data
16/11/2020	15	No Data	17/11/2020	15	No Data	18/11/2020	15	No Data	19/11/2020	15	No Data	20/11/2020	15	No Data
16/11/2020	16	No Data	17/11/2020	16	No Data	18/11/2020	16	No Data	19/11/2020	16	No Data	20/11/2020	16	No Data
16/11/2020	17	No Data	17/11/2020	17	No Data	18/11/2020	17	No Data	19/11/2020	17	No Data	20/11/2020	17	No Data
16/11/2020	18	No Data	17/11/2020	18	No Data	18/11/2020	18	No Data	19/11/2020	18	No Data	20/11/2020	18	No Data
16/11/2020	19	No Data	17/11/2020	19	No Data	18/11/2020	19	No Data	19/11/2020	19	No Data	20/11/2020	19	No Data
16/11/2020	20	No Data	17/11/2020	20	No Data	18/11/2020	20	No Data	19/11/2020	20	No Data	20/11/2020	20	No Data
16/11/2020	21	No Data	17/11/2020	21	No Data	18/11/2020	21	No Data	19/11/2020	21	No Data	20/11/2020	21	No Data
16/11/2020	22	No Data	17/11/2020	22	No Data	18/11/2020	22	No Data	19/11/2020	22	No Data	20/11/2020	22	No Data
16/11/2020	23	No Data	17/11/2020	23	No Data	18/11/2020	23	No Data	19/11/2020	23	No Data	20/11/2020	23	No Data
Maximum		No Data			No Data			No Data			No Data			No Data

Date	Hour	SO ₂ 1hr Average	Date	Hour	SO ₂ 1hr Average	Date	Hour	SO ₂ 1hr Average	Date	Hour	SO ₂ 1hr Average	Date	Hour	SO ₂ 1hr Average
21/11/2020	0	No Data	22/11/2020	0	No Data	23/11/2020	0	No Data	24/11/2020	0	No Data	25/11/2020	0	No Data
21/11/2020	1	No Data	22/11/2020	1	No Data	23/11/2020	1	No Data	24/11/2020	1	No Data	25/11/2020	1	No Data
21/11/2020	2	No Data	22/11/2020	2	No Data	23/11/2020	2	No Data	24/11/2020	2	No Data	25/11/2020	2	No Data
21/11/2020	3	No Data	22/11/2020	3	No Data	23/11/2020	3	No Data	24/11/2020	3	No Data	25/11/2020	3	No Data
21/11/2020	4	No Data	22/11/2020	4	No Data	23/11/2020	4	No Data	24/11/2020	4	No Data	25/11/2020	4	No Data
21/11/2020	5	No Data	22/11/2020	5	No Data	23/11/2020	5	No Data	24/11/2020	5	No Data	25/11/2020	5	No Data
21/11/2020	6	No Data	22/11/2020	6	No Data	23/11/2020	6	No Data	24/11/2020	6	No Data	25/11/2020	6	No Data
21/11/2020	7	No Data	22/11/2020	7	No Data	23/11/2020	7	No Data	24/11/2020	7	No Data	25/11/2020	7	No Data
21/11/2020	8	No Data	22/11/2020	8	No Data	23/11/2020	8	No Data	24/11/2020	8	No Data	25/11/2020	8	No Data
21/11/2020	9	No Data	22/11/2020	9	No Data	23/11/2020	9	No Data	24/11/2020	9	No Data	25/11/2020	9	No Data
21/11/2020	10	No Data	22/11/2020	10	No Data	23/11/2020	10	No Data	24/11/2020	10	No Data	25/11/2020	10	No Data
21/11/2020	11	No Data	22/11/2020	11	No Data	23/11/2020	11	No Data	24/11/2020	11	No Data	25/11/2020	11	No Data
21/11/2020	12	No Data	22/11/2020	12	No Data	23/11/2020	12	5	24/11/2020	12	No Data	25/11/2020	12	No Data
21/11/2020	13	No Data	22/11/2020	13	No Data	23/11/2020	13	No Data	24/11/2020	13	No Data	25/11/2020	13	No Data
21/11/2020	14	No Data	22/11/2020	14	No Data	23/11/2020	14	5.4	24/11/2020	14	No Data	25/11/2020	14	No Data
21/11/2020	15	No Data	22/11/2020	15	No Data	23/11/2020	15	No Data	24/11/2020	15	No Data	25/11/2020	15	No Data
21/11/2020	16	No Data	22/11/2020	16	No Data	23/11/2020	16	No Data	24/11/2020	16	No Data	25/11/2020	16	No Data
21/11/2020	17	No Data	22/11/2020	17	No Data	23/11/2020	17	No Data	24/11/2020	17	No Data	25/11/2020	17	No Data
21/11/2020	18	No Data	22/11/2020	18	No Data	23/11/2020	18	No Data	24/11/2020	18	No Data	25/11/2020	18	No Data
21/11/2020	19	No Data	22/11/2020	19	No Data	23/11/2020	19	No Data	24/11/2020	19	No Data	25/11/2020	19	No Data
21/11/2020	20	No Data	22/11/2020	20	No Data	23/11/2020	20	No Data	24/11/2020	20	No Data	25/11/2020	20	No Data
21/11/2020	21	No Data	22/11/2020	21	No Data	23/11/2020	21	No Data	24/11/2020	21	No Data	25/11/2020	21	No Data
21/11/2020	22	No Data	22/11/2020	22	No Data	23/11/2020	22	No Data	24/11/2020	22	No Data	25/11/2020	22	No Data
21/11/2020	23	No Data	22/11/2020	23	No Data	23/11/2020	23	No Data	24/11/2020	23	No Data	25/11/2020	23	No Data
Maximum		No Data			No Data			5.4			No Data			No Data

Date	Hour	SO ₂ 1hr Average	Date	Hour	SO ₂ 1hr Average	Date	Hour	SO ₂ 1hr Average	Date	Hour	SO ₂ 1hr Average	Date	Hour	SO ₂ 1hr Average
26/11/2020	0	No Data	27/11/2020	0	No Data	28/11/2020	0	No Data	29/11/2020	0	No Data	30/11/2020	0	No Data
26/11/2020	1	No Data	27/11/2020	1	No Data	28/11/2020	1	No Data	29/11/2020	1	No Data	30/11/2020	1	No Data
26/11/2020	2	No Data	27/11/2020	2	No Data	28/11/2020	2	No Data	29/11/2020	2	No Data	30/11/2020	2	No Data
26/11/2020	3	No Data	27/11/2020	3	No Data	28/11/2020	3	No Data	29/11/2020	3	No Data	30/11/2020	3	No Data
26/11/2020	4	No Data	27/11/2020	4	No Data	28/11/2020	4	No Data	29/11/2020	4	No Data	30/11/2020	4	No Data
26/11/2020	5	No Data	27/11/2020	5	No Data	28/11/2020	5	No Data	29/11/2020	5	No Data	30/11/2020	5	No Data
26/11/2020	6	No Data	27/11/2020	6	No Data	28/11/2020	6	No Data	29/11/2020	6	No Data	30/11/2020	6	No Data
26/11/2020	7	No Data	27/11/2020	7	No Data	28/11/2020	7	No Data	29/11/2020	7	No Data	30/11/2020	7	No Data
26/11/2020	8	No Data	27/11/2020	8	No Data	28/11/2020	8	No Data	29/11/2020	8	No Data	30/11/2020	8	No Data
26/11/2020	9	No Data	27/11/2020	9	No Data	28/11/2020	9	No Data	29/11/2020	9	No Data	30/11/2020	9	No Data
26/11/2020	10	No Data	27/11/2020	10	No Data	28/11/2020	10	No Data	29/11/2020	10	No Data	30/11/2020	10	No Data
26/11/2020	11	No Data	27/11/2020	11	No Data	28/11/2020	11	No Data	29/11/2020	11	No Data	30/11/2020	11	No Data
26/11/2020	12	No Data	27/11/2020	12	No Data	28/11/2020	12	No Data	29/11/2020	12	No Data	30/11/2020	12	No Data
26/11/2020	13	No Data	27/11/2020	13	No Data	28/11/2020	13	No Data	29/11/2020	13	No Data	30/11/2020	13	No Data
26/11/2020	14	No Data	27/11/2020	14	No Data	28/11/2020	14	No Data	29/11/2020	14	No Data	30/11/2020	14	No Data
26/11/2020	15	No Data	27/11/2020	15	No Data	28/11/2020	15	No Data	29/11/2020	15	No Data	30/11/2020	15	No Data
26/11/2020	16	No Data	27/11/2020	16	No Data	28/11/2020	16	No Data	29/11/2020	16	No Data	30/11/2020	16	No Data
26/11/2020	17	No Data	27/11/2020	17	No Data	28/11/2020	17	No Data	29/11/2020	17	No Data	30/11/2020	17	No Data
26/11/2020	18	No Data	27/11/2020	18	No Data	28/11/2020	18	No Data	29/11/2020	18	No Data	30/11/2020	18	No Data
26/11/2020	19	No Data	27/11/2020	19	No Data	28/11/2020	19	No Data	29/11/2020	19	No Data	30/11/2020	19	No Data
26/11/2020	20	No Data	27/11/2020	20	No Data	28/11/2020	20	No Data	29/11/2020	20	No Data	30/11/2020	20	No Data
26/11/2020	21	No Data	27/11/2020	21	No Data	28/11/2020	21	No Data	29/11/2020	21	No Data	30/11/2020	21	No Data
26/11/2020	22	No Data	27/11/2020	22	No Data	28/11/2020	22	No Data	29/11/2020	22	No Data	30/11/2020	22	No Data
26/11/2020	23	No Data	27/11/2020	23	No Data	28/11/2020	23	No Data	29/11/2020	23	No Data	30/11/2020	23	No Data
Maximum		No Data			No Data			No Data			No Data			No Data

November 2020

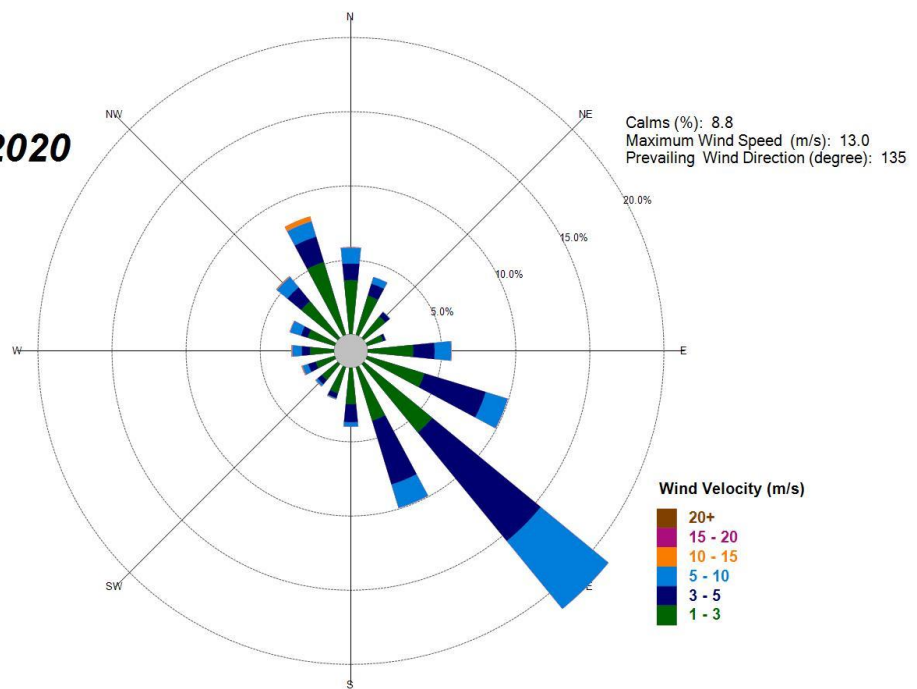


Figure 4 MCC November 2020 Meteorology Data