

22 October 2020

Julie Thomas  
Environmental Superintendent  
Muswellbrook Coal Company Ltd

Dear Julie,

## **Ambient Air Monitoring - Muscle Creek Rd - September 2020**

### **1.0 Introduction**

AECOM Australia Pty Ltd (AECOM) was appointed by Muswellbrook Coal Company Ltd (MCC) to provide static real time atmospheric monitoring for Hydrogen Sulfide (H<sub>2</sub>S) and Sulfur Dioxide (SO<sub>2</sub>) at one location on Muscle Creek Road, Muswellbrook.

Monitoring is conducted using a GrayWolf Advanced Sense II Probe with Hydrogen Sulfide and Sulfur Dioxide sensors capable of reading in the parts per billion range. Data is recorded as 5 minute average concentrations on an Advanced Sense unit with live data then transmitted to an online account at regular intervals where it can be viewed and downloaded for further analysis by MCC and AECOM staff.

Meteorology data is obtained from the onsite MCC weather station, located approximately 6km to the northwest of the monitoring location. Wind data will be analysed each month with the aim of identifying any trends or relationships between the wind data and monitoring results. Results are reported on a monthly basis with this report presenting results for the period 1 to 30 September 2020.

### **2.0 Site Location**

The monitoring location on Muscle Creek Rd was chosen due to it being downwind of the mine site during the prevailing north westerly winds. Siting was performed in accordance with AS 3580.1.1 2016.



**Figure 1 Muscle Creek Rd Monitoring Location**

### 3.0 Assessment Criteria

The gaseous ambient air quality criteria in **Table 1** and **Table 2** are reproduced from the MCC Development Consent (DA 205/2002, Condition 28).

**Table 1 H<sub>2</sub>S Assessment Criteria**

Analyte Averaging Period	Criteria	Unit
H <sub>2</sub> S 1 Hour Average	500	ppb
H <sub>2</sub> S 24 Hour Average	100	ppb

**Table 2 SO<sub>2</sub> Assessment Criteria**

Analyte Averaging Period	Criteria	Unit
SO <sub>2</sub> 1 Hour Average	200	ppb
SO <sub>2</sub> 24 Hour Average	80	ppb

### 4.0 Methodology

Monitoring is typically performed by a GrayWolf Advanced Sense II Probe fitted with H<sub>2</sub>S and SO<sub>2</sub> sensors however, following numerous issues with this device it was replaced by an AreaRAE unit on an interim basis. At the request of MCC the Advanced Sense unit was re-installed onsite on 11 August 2020 following its return from repairs.

Issues with the unit persisted since the re-installation with the unit failing to log continuously, requiring regular site visits to restart the unit. While efforts are continuing with GrayWolf to achieve a reliable solution an interim GrayWolf set-up was installed on site on 23 September 2020. The interim set-up is a GrayWolf Advanced Sense I probe fitted with H<sub>2</sub>S and SO<sub>2</sub> sensors connected to a Microsoft Surface Go tablet acting as the logger. Insufficient data or no data was collected between 23 and 29 September as the logger would regularly fail between the approximate hours of 12am and 9am before recovering during the day. An issue was identified with the battery powering the site and was changed out on 29 September resulting in improved data collection.

The unit is enclosed in a weatherproof case with the sensor at a height of approximately 1.8m above the ground.

The GrayWolf Advanced Sense monitors measure gasses in parts per million (ppm) with the following limits of detection (LOD).

- H<sub>2</sub>S: 0.01 ppm; and
- SO<sub>2</sub>: 0.01 ppm.

Readings are logged in parts per million (ppm) and are converted to parts per billion (ppb) for reporting purposes, with the LOD's being 10 ppb for both H<sub>2</sub>S and SO<sub>2</sub>. For the calculation of 1hr and 24hr averages, where the instrument returns a zero reading, half the instrument LOD value is used (5 ppb).

### 5.0 Results

A summary of the H<sub>2</sub>S and SO<sub>2</sub> results for September 2020 is presented in **Table 3**. **Table 4** provides a summary of 24hr (midnight to midnight) averages along with maximum 1hr averages for each day. Data is shown graphically against the relevant criteria in **Figure 2** and **Figure 3** with 1 hour data attached in **Tables 5** and **6**. It should be noted that the plots present 1 hour rolling averages calculated from raw data.

**Table 3 Gaseous Monitoring Results – September 2020**

Parameter	Units	Hydrogen Sulfide (H <sub>2</sub> S)	Sulfur Dioxide (SO <sub>2</sub> )
Maximum 1 Hour Average	ppb	35.0	26.5
Maximum 24 Hour Average	ppb	5*	5.6
Number of Exceedances – 1 Hour	-	0	0
Number of Exceedances – 24 Hour	-	0	0

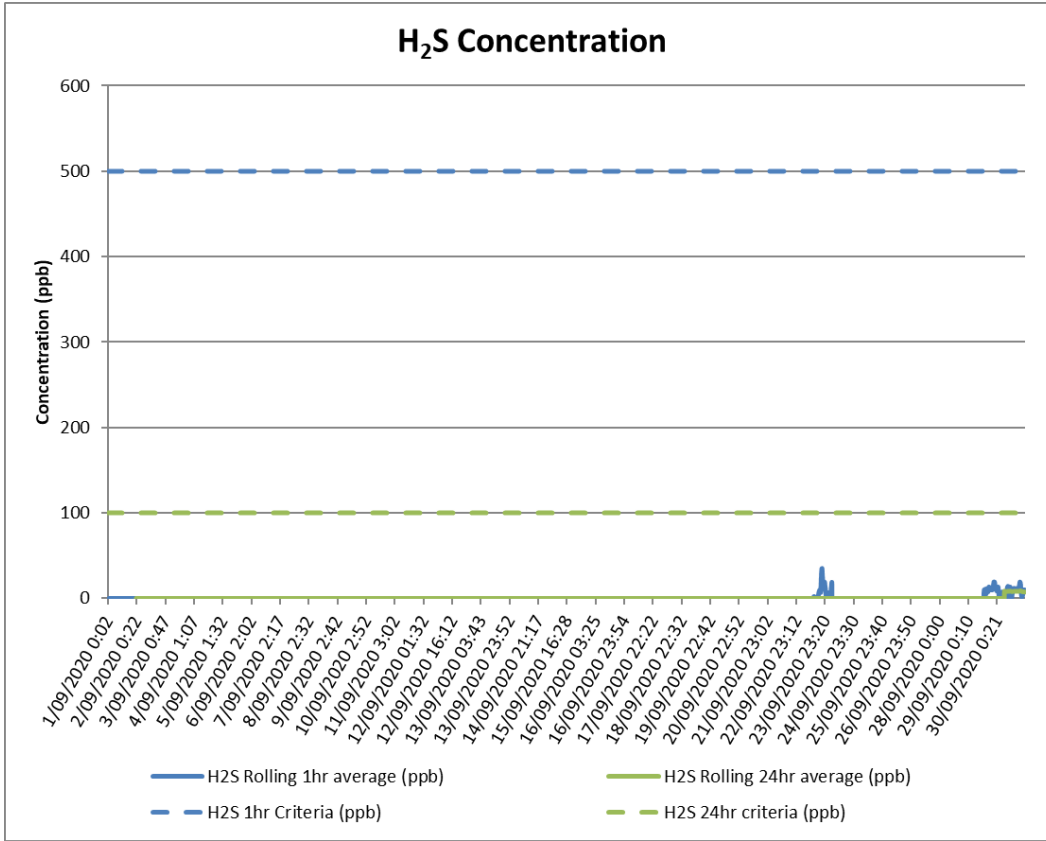
\* All raw data returned less than the instrument limit of detection. Half of the LOD value reported. Refer **Section 4.0**.

There were no exceedances of the applicable criteria for either H<sub>2</sub>S or SO<sub>2</sub> for the September 2020 monitoring period. Due to the logging issues discussed in **Section 4.0** the data capture rates for September 2020 were 37.09% for both H<sub>2</sub>S and SO<sub>2</sub>.

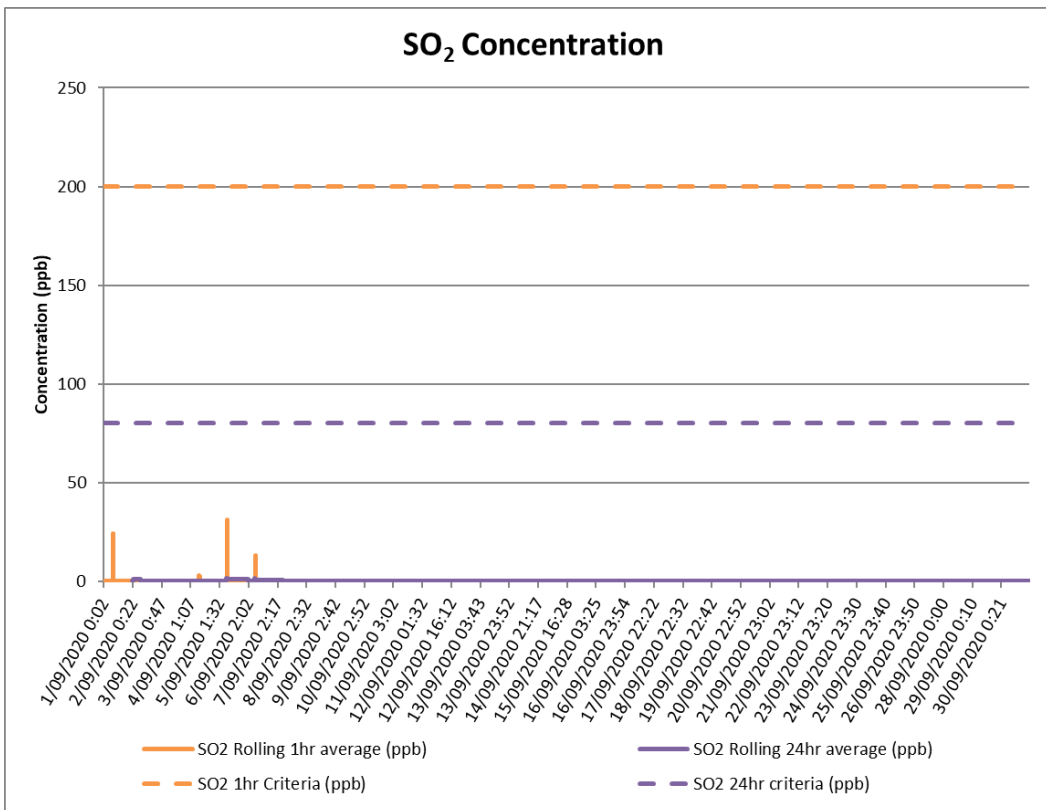
**Table 4 24hr Averages (Midnight to Midnight) and Maximum 1hr Averages – September 2020**

Date	Hydrogen Sulfide (H <sub>2</sub> S) (ppb)		Sulfur Dioxide (SO <sub>2</sub> ) (ppb)	
	24hr Average	Maximum 1hr Average	24hr Average	Maximum 1hr Average
1/09/2020	Insufficient Data	5*	Insufficient Data	26.5
2/09/2020	Insufficient Data	5*	Insufficient Data	5*
3/09/2020	5*	5*	5*	5*
4/09/2020	5*	5*	5.1	7.3
5/09/2020	Insufficient Data	5*	Insufficient Data	5*
6/09/2020	5*	5*	5.6	15
7/09/2020	5*	5*	5*	5*
8/09/2020	Insufficient Data	5*	Insufficient Data	5*
9/09/2020	No Data	No Data	No Data	No Data
10/09/2020	No Data	No Data	No Data	No Data
11/09/2020	Insufficient Data	5*	Insufficient Data	5*
12/09/2020	Insufficient Data	5*	Insufficient Data	5*
13/09/2020	Insufficient Data	5*	Insufficient Data	5*
14/09/2020	Insufficient Data	5*	Insufficient Data	5*
15/09/2020	Insufficient Data	5*	Insufficient Data	5*
16/09/2020	Insufficient Data	5*	Insufficient Data	5*
17/09/2020	Insufficient Data	5*	Insufficient Data	5*
18/09/2020	No Data	No Data	No Data	No Data
19/09/2020	No Data	No Data	No Data	No Data
20/09/2020	No Data	No Data	No Data	No Data
21/09/2020	No Data	No Data	No Data	No Data
22/09/2020	No Data	No Data	No Data	No Data
23/09/2020	Insufficient Data	35	Insufficient Data	5*
24/09/2020	Insufficient Data	16.7	Insufficient Data	5*
25/09/2020	No Data	No Data	No Data	No Data
26/09/2020	No Data	No Data	No Data	No Data
27/09/2020	No Data	No Data	No Data	No Data
28/09/2020	No Data	No Data	No Data	No Data
29/09/2020	No Data	No Data	No Data	No Data
30/09/2020	Insufficient Data	18.3	Insufficient Data	5*
<b>Criteria</b>	<b>100</b>	<b>500</b>	<b>80</b>	<b>200</b>
<b>Capture Rate</b>	<b>37.09%</b>		<b>37.09%</b>	

\* All raw data returned less than the instrument limit of detection. Half of the LOD value reported. Refer **Section 4.0**.



**Figure 2 H<sub>2</sub>S Concentrations – September 2020**



**Figure 3 SO<sub>2</sub> Concentrations – September 2020**

## 5.1 Meteorology

Meteorology data sourced from MCC's onsite meteorology station for September indicated winds were predominately from the North to Northwest quadrant as well as from the Southeast. The average wind speed for the month was 3.17 m/s.

When winds are from the Northwest, the monitoring location is generally down wind of the mine site. A wind rose for this monitoring period can be found attached as **Figure 4**.

## 6.0 Conclusion

AECOM commenced ambient air quality monitoring on Muscle Creek Rd on 26 July 2017. Monitoring results for the period 1 to 30 September 2020 returned no exceedances of either the 1hr or 24hr criteria for H<sub>2</sub>S or SO<sub>2</sub>. A data capture rate of 37.09% was recorded for both H<sub>2</sub>S and SO<sub>2</sub> during September 2020.

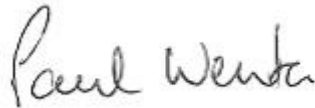
Wind data obtained from the MCC meteorology station indicates that winds for this period were from the North and Northwest as well as from the Southeast placing the monitoring location downwind of the mine for a portion of the month during September 2020.

Yours faithfully,



James Enright  
Scientist – Compliance Services  
james.enright@aecom.com

Direct Dial: +T +61 2 4911 4900  
Direct Fax: +F +61 2 4911 4999



Paul Wenta  
Principal Scientist - Air Quality  
paul.wenta@aecom.com

Mobile: +61 438 670 281  
Direct Dial: +61 2 4911 4855  
Direct Fax: +61 2 4911 4999

encl: Hourly Monitoring Data, Wind Rose

### Disclaimer

© AECOM Australia Pty Ltd (AECOM). All rights reserved.

AECOM has prepared this document for the sole use of the Client and for a specific purpose, each as expressly stated in the document. No other party should rely on this document without the prior written consent of AECOM. AECOM undertakes no duty, nor accepts any responsibility, to any third party who may rely upon or use this document. This document has been prepared based on the Client's description of its requirements and AECOM's experience, having regard to assumptions that AECOM can reasonably be expected to make in accordance with sound professional principles. AECOM may also have relied upon information provided by the Client and other third parties to prepare this document, some of which may not have been verified. Subject to the above conditions, this document may be transmitted, reproduced or disseminated only in its entirety.

Table 5 H<sub>2</sub>S 1hr Data (ppb) – September 2020

Date	Hour	H <sub>2</sub> S 1hr Average	Date	Hour	H <sub>2</sub> S 1hr Average	Date	Hour	H <sub>2</sub> S 1hr Average	Date	Hour	H <sub>2</sub> S 1hr Average	Date	Hour	H <sub>2</sub> S 1hr Average
1/09/2020	0	No Data	2/09/2020	0	5	3/09/2020	0	5	4/09/2020	0	5	5/09/2020	0	5
1/09/2020	1	No Data	2/09/2020	1	No Data	3/09/2020	1	5	4/09/2020	1	No Data	5/09/2020	1	No Data
1/09/2020	2	No Data	2/09/2020	2	No Data	3/09/2020	2	No Data	4/09/2020	2	No Data	5/09/2020	2	No Data
1/09/2020	3	No Data	2/09/2020	3	No Data	3/09/2020	3	No Data	4/09/2020	3	No Data	5/09/2020	3	No Data
1/09/2020	4	No Data	2/09/2020	4	No Data	3/09/2020	4	No Data	4/09/2020	4	No Data	5/09/2020	4	No Data
1/09/2020	5	No Data	2/09/2020	5	No Data	3/09/2020	5	No Data	4/09/2020	5	No Data	5/09/2020	5	No Data
1/09/2020	6	No Data	2/09/2020	6	No Data	3/09/2020	6	No Data	4/09/2020	6	No Data	5/09/2020	6	No Data
1/09/2020	7	5	2/09/2020	7	No Data	3/09/2020	7	No Data	4/09/2020	7	5	5/09/2020	7	No Data
1/09/2020	8	5	2/09/2020	8	5	3/09/2020	8	5	4/09/2020	8	5	5/09/2020	8	5
1/09/2020	9	5	2/09/2020	9	5	3/09/2020	9	5	4/09/2020	9	5	5/09/2020	9	5
1/09/2020	10	5	2/09/2020	10	5	3/09/2020	10	5	4/09/2020	10	5	5/09/2020	10	5
1/09/2020	11	5	2/09/2020	11	5	3/09/2020	11	5	4/09/2020	11	5	5/09/2020	11	5
1/09/2020	12	5	2/09/2020	12	5	3/09/2020	12	5	4/09/2020	12	5	5/09/2020	12	5
1/09/2020	13	5	2/09/2020	13	5	3/09/2020	13	5	4/09/2020	13	5	5/09/2020	13	5
1/09/2020	14	5	2/09/2020	14	5	3/09/2020	14	5	4/09/2020	14	5	5/09/2020	14	5
1/09/2020	15	5	2/09/2020	15	5	3/09/2020	15	5	4/09/2020	15	5	5/09/2020	15	5
1/09/2020	16	5	2/09/2020	16	5	3/09/2020	16	5	4/09/2020	16	5	5/09/2020	16	5
1/09/2020	17	5	2/09/2020	17	5	3/09/2020	17	5	4/09/2020	17	5	5/09/2020	17	5
1/09/2020	18	5	2/09/2020	18	5	3/09/2020	18	5	4/09/2020	18	5	5/09/2020	18	5
1/09/2020	19	5	2/09/2020	19	5	3/09/2020	19	5	4/09/2020	19	5	5/09/2020	19	5
1/09/2020	20	5	2/09/2020	20	5	3/09/2020	20	5	4/09/2020	20	5	5/09/2020	20	5
1/09/2020	21	5	2/09/2020	21	5	3/09/2020	21	5	4/09/2020	21	5	5/09/2020	21	5
1/09/2020	22	5	2/09/2020	22	5	3/09/2020	22	5	4/09/2020	22	5	5/09/2020	22	5
1/09/2020	23	5	2/09/2020	23	5	3/09/2020	23	5	4/09/2020	23	5	5/09/2020	23	5
<b>Maximum</b>		<b>5*</b>			<b>5*</b>			<b>5*</b>			<b>5*</b>			<b>5*</b>

Date	Hour	H <sub>2</sub> S 1hr Average	Date	Hour	H <sub>2</sub> S 1hr Average	Date	Hour	H <sub>2</sub> S 1hr Average	Date	Hour	H <sub>2</sub> S 1hr Average	Date	Hour	H <sub>2</sub> S 1hr Average
6/09/2020	0	5	7/09/2020	0	5	8/09/2020	0	5	9/09/2020	0	No Data	10/09/2020	0	No Data
6/09/2020	1	No Data	7/09/2020	1	5	8/09/2020	1	No Data	9/09/2020	1	No Data	10/09/2020	1	No Data
6/09/2020	2	No Data	7/09/2020	2	No Data	8/09/2020	2	No Data	9/09/2020	2	No Data	10/09/2020	2	No Data
6/09/2020	3	No Data	7/09/2020	3	No Data	8/09/2020	3	No Data	9/09/2020	3	No Data	10/09/2020	3	No Data
6/09/2020	4	No Data	7/09/2020	4	No Data	8/09/2020	4	No Data	9/09/2020	4	No Data	10/09/2020	4	No Data
6/09/2020	5	No Data	7/09/2020	5	No Data	8/09/2020	5	No Data	9/09/2020	5	No Data	10/09/2020	5	No Data
6/09/2020	6	No Data	7/09/2020	6	No Data	8/09/2020	6	No Data	9/09/2020	6	No Data	10/09/2020	6	No Data
6/09/2020	7	5	7/09/2020	7	No Data	8/09/2020	7	No Data	9/09/2020	7	No Data	10/09/2020	7	No Data
6/09/2020	8	5	7/09/2020	8	5	8/09/2020	8	No Data	9/09/2020	8	No Data	10/09/2020	8	No Data
6/09/2020	9	5	7/09/2020	9	5	8/09/2020	9	No Data	9/09/2020	9	No Data	10/09/2020	9	No Data
6/09/2020	10	5	7/09/2020	10	5	8/09/2020	10	No Data	9/09/2020	10	No Data	10/09/2020	10	No Data
6/09/2020	11	5	7/09/2020	11	5	8/09/2020	11	No Data	9/09/2020	11	No Data	10/09/2020	11	No Data
6/09/2020	12	5	7/09/2020	12	5	8/09/2020	12	No Data	9/09/2020	12	No Data	10/09/2020	12	No Data
6/09/2020	13	5	7/09/2020	13	5	8/09/2020	13	No Data	9/09/2020	13	No Data	10/09/2020	13	No Data
6/09/2020	14	5	7/09/2020	14	5	8/09/2020	14	No Data	9/09/2020	14	No Data	10/09/2020	14	No Data
6/09/2020	15	5	7/09/2020	15	5	8/09/2020	15	No Data	9/09/2020	15	No Data	10/09/2020	15	No Data
6/09/2020	16	5	7/09/2020	16	5	8/09/2020	16	No Data	9/09/2020	16	No Data	10/09/2020	16	No Data
6/09/2020	17	5	7/09/2020	17	5	8/09/2020	17	No Data	9/09/2020	17	No Data	10/09/2020	17	No Data
6/09/2020	18	5	7/09/2020	18	5	8/09/2020	18	No Data	9/09/2020	18	No Data	10/09/2020	18	No Data
6/09/2020	19	5	7/09/2020	19	5	8/09/2020	19	No Data	9/09/2020	19	No Data	10/09/2020	19	No Data
6/09/2020	20	5	7/09/2020	20	5	8/09/2020	20	No Data	9/09/2020	20	No Data	10/09/2020	20	No Data
6/09/2020	21	5	7/09/2020	21	5	8/09/2020	21	No Data	9/09/2020	21	No Data	10/09/2020	21	No Data
6/09/2020	22	5	7/09/2020	22	5	8/09/2020	22	No Data	9/09/2020	22	No Data	10/09/2020	22	No Data
6/09/2020	23	5	7/09/2020	23	5	8/09/2020	23	No Data	9/09/2020	23	No Data	10/09/2020	23	No Data
<b>Maximum</b>		<b>5*</b>			<b>5*</b>			<b>5*</b>			<b>No Data</b>			<b>No Data</b>



Date	Hour	H <sub>2</sub> S 1hr Average	Date	Hour	H <sub>2</sub> S 1hr Average	Date	Hour	H <sub>2</sub> S 1hr Average	Date	Hour	H <sub>2</sub> S 1hr Average	Date	Hour	H <sub>2</sub> S 1hr Average
11/09/2020	0	No Data	12/09/2020	0	5	13/09/2020	0	5	14/09/2020	0	5	15/09/2020	0	No Data
11/09/2020	1	No Data	12/09/2020	1	5	13/09/2020	1	No Data	14/09/2020	1	5	15/09/2020	1	No Data
11/09/2020	2	No Data	12/09/2020	2	No Data	13/09/2020	2	No Data	14/09/2020	2	No Data	15/09/2020	2	No Data
11/09/2020	3	No Data	12/09/2020	3	No Data	13/09/2020	3	No Data	14/09/2020	3	No Data	15/09/2020	3	No Data
11/09/2020	4	No Data	12/09/2020	4	No Data	13/09/2020	4	No Data	14/09/2020	4	No Data	15/09/2020	4	No Data
11/09/2020	5	No Data	12/09/2020	5	No Data	13/09/2020	5	No Data	14/09/2020	5	No Data	15/09/2020	5	No Data
11/09/2020	6	No Data	12/09/2020	6	No Data	13/09/2020	6	No Data	14/09/2020	6	No Data	15/09/2020	6	No Data
11/09/2020	7	No Data	12/09/2020	7	No Data	13/09/2020	7	No Data	14/09/2020	7	No Data	15/09/2020	7	No Data
11/09/2020	8	No Data	12/09/2020	8	No Data	13/09/2020	8	No Data	14/09/2020	8	No Data	15/09/2020	8	No Data
11/09/2020	9	5	12/09/2020	9	5	13/09/2020	9	No Data	14/09/2020	9	No Data	15/09/2020	9	5
11/09/2020	10	5	12/09/2020	10	5	13/09/2020	10	No Data	14/09/2020	10	No Data	15/09/2020	10	5
11/09/2020	11	5	12/09/2020	11	5	13/09/2020	11	No Data	14/09/2020	11	No Data	15/09/2020	11	No Data
11/09/2020	12	5	12/09/2020	12	5	13/09/2020	12	No Data	14/09/2020	12	No Data	15/09/2020	12	No Data
11/09/2020	13	5	12/09/2020	13	5	13/09/2020	13	No Data	14/09/2020	13	No Data	15/09/2020	13	No Data
11/09/2020	14	5	12/09/2020	14	5	13/09/2020	14	No Data	14/09/2020	14	No Data	15/09/2020	14	5
11/09/2020	15	5	12/09/2020	15	5	13/09/2020	15	No Data	14/09/2020	15	No Data	15/09/2020	15	5
11/09/2020	16	5	12/09/2020	16	5	13/09/2020	16	No Data	14/09/2020	16	No Data	15/09/2020	16	5
11/09/2020	17	5	12/09/2020	17	5	13/09/2020	17	No Data	14/09/2020	17	No Data	15/09/2020	17	5
11/09/2020	18	5	12/09/2020	18	5	13/09/2020	18	No Data	14/09/2020	18	No Data	15/09/2020	18	5
11/09/2020	19	5	12/09/2020	19	5	13/09/2020	19	No Data	14/09/2020	19	No Data	15/09/2020	19	5
11/09/2020	20	5	12/09/2020	20	5	13/09/2020	20	No Data	14/09/2020	20	No Data	15/09/2020	20	5
11/09/2020	21	5	12/09/2020	21	5	13/09/2020	21	5	14/09/2020	21	No Data	15/09/2020	21	5
11/09/2020	22	5	12/09/2020	22	5	13/09/2020	22	5	14/09/2020	22	No Data	15/09/2020	22	5
11/09/2020	23	5	12/09/2020	23	5	13/09/2020	23	5	14/09/2020	23	No Data	15/09/2020	23	5
<b>Maximum</b>		<b>5*</b>			<b>5*</b>			<b>5*</b>			<b>5*</b>			<b>5*</b>

Date	Hour	H <sub>2</sub> S 1hr Average	Date	Hour	H <sub>2</sub> S 1hr Average	Date	Hour	H <sub>2</sub> S 1hr Average	Date	Hour	H <sub>2</sub> S 1hr Average	Date	Hour	H <sub>2</sub> S 1hr Average
16/09/2020	0	5	17/09/2020	0	5	18/09/2020	0	No Data	19/09/2020	0	No Data	20/09/2020	0	No Data
16/09/2020	1	No Data	17/09/2020	1	No Data	18/09/2020	1	No Data	19/09/2020	1	No Data	20/09/2020	1	No Data
16/09/2020	2	No Data	17/09/2020	2	No Data	18/09/2020	2	No Data	19/09/2020	2	No Data	20/09/2020	2	No Data
16/09/2020	3	No Data	17/09/2020	3	No Data	18/09/2020	3	No Data	19/09/2020	3	No Data	20/09/2020	3	No Data
16/09/2020	4	No Data	17/09/2020	4	No Data	18/09/2020	4	No Data	19/09/2020	4	No Data	20/09/2020	4	No Data
16/09/2020	5	No Data	17/09/2020	5	No Data	18/09/2020	5	No Data	19/09/2020	5	No Data	20/09/2020	5	No Data
16/09/2020	6	No Data	17/09/2020	6	No Data	18/09/2020	6	No Data	19/09/2020	6	No Data	20/09/2020	6	No Data
16/09/2020	7	No Data	17/09/2020	7	No Data	18/09/2020	7	No Data	19/09/2020	7	No Data	20/09/2020	7	No Data
16/09/2020	8	No Data	17/09/2020	8	No Data	18/09/2020	8	No Data	19/09/2020	8	No Data	20/09/2020	8	No Data
16/09/2020	9	No Data	17/09/2020	9	No Data	18/09/2020	9	No Data	19/09/2020	9	No Data	20/09/2020	9	No Data
16/09/2020	10	No Data	17/09/2020	10	No Data	18/09/2020	10	No Data	19/09/2020	10	No Data	20/09/2020	10	No Data
16/09/2020	11	No Data	17/09/2020	11	No Data	18/09/2020	11	No Data	19/09/2020	11	No Data	20/09/2020	11	No Data
16/09/2020	12	No Data	17/09/2020	12	No Data	18/09/2020	12	No Data	19/09/2020	12	No Data	20/09/2020	12	No Data
16/09/2020	13	No Data	17/09/2020	13	No Data	18/09/2020	13	No Data	19/09/2020	13	No Data	20/09/2020	13	No Data
16/09/2020	14	No Data	17/09/2020	14	No Data	18/09/2020	14	No Data	19/09/2020	14	No Data	20/09/2020	14	No Data
16/09/2020	15	No Data	17/09/2020	15	No Data	18/09/2020	15	No Data	19/09/2020	15	No Data	20/09/2020	15	No Data
16/09/2020	16	No Data	17/09/2020	16	No Data	18/09/2020	16	No Data	19/09/2020	16	No Data	20/09/2020	16	No Data
16/09/2020	17	No Data	17/09/2020	17	No Data	18/09/2020	17	No Data	19/09/2020	17	No Data	20/09/2020	17	No Data
16/09/2020	18	No Data	17/09/2020	18	No Data	18/09/2020	18	No Data	19/09/2020	18	No Data	20/09/2020	18	No Data
16/09/2020	19	No Data	17/09/2020	19	No Data	18/09/2020	19	No Data	19/09/2020	19	No Data	20/09/2020	19	No Data
16/09/2020	20	No Data	17/09/2020	20	No Data	18/09/2020	20	No Data	19/09/2020	20	No Data	20/09/2020	20	No Data
16/09/2020	21	5	17/09/2020	21	No Data	18/09/2020	21	No Data	19/09/2020	21	No Data	20/09/2020	21	No Data
16/09/2020	22	5	17/09/2020	22	No Data	18/09/2020	22	No Data	19/09/2020	22	No Data	20/09/2020	22	No Data
16/09/2020	23	5	17/09/2020	23	No Data	18/09/2020	23	No Data	19/09/2020	23	No Data	20/09/2020	23	No Data
<b>Maximum</b>		<b>5*</b>			<b>5*</b>			<b>No Data</b>			<b>No Data</b>			<b>No Data</b>

Date	Hour	H <sub>2</sub> S 1hr Average	Date	Hour	H <sub>2</sub> S 1hr Average	Date	Hour	H <sub>2</sub> S 1hr Average	Date	Hour	H <sub>2</sub> S 1hr Average	Date	Hour	H <sub>2</sub> S 1hr Average
21/09/2020	0	No Data	22/09/2020	0	No Data	23/09/2020	0	No Data	24/09/2020	0	5.4	25/09/2020	0	No Data
21/09/2020	1	No Data	22/09/2020	1	No Data	23/09/2020	1	No Data	24/09/2020	1	7.9	25/09/2020	1	No Data
21/09/2020	2	No Data	22/09/2020	2	No Data	23/09/2020	2	No Data	24/09/2020	2	6.3	25/09/2020	2	No Data
21/09/2020	3	No Data	22/09/2020	3	No Data	23/09/2020	3	No Data	24/09/2020	3	7.5	25/09/2020	3	No Data
21/09/2020	4	No Data	22/09/2020	4	No Data	23/09/2020	4	No Data	24/09/2020	4	16.7	25/09/2020	4	No Data
21/09/2020	5	No Data	22/09/2020	5	No Data	23/09/2020	5	No Data	24/09/2020	5	No Data	25/09/2020	5	No Data
21/09/2020	6	No Data	22/09/2020	6	No Data	23/09/2020	6	No Data	24/09/2020	6	No Data	25/09/2020	6	No Data
21/09/2020	7	No Data	22/09/2020	7	No Data	23/09/2020	7	No Data	24/09/2020	7	No Data	25/09/2020	7	No Data
21/09/2020	8	No Data	22/09/2020	8	No Data	23/09/2020	8	No Data	24/09/2020	8	No Data	25/09/2020	8	No Data
21/09/2020	9	No Data	22/09/2020	9	No Data	23/09/2020	9	No Data	24/09/2020	9	No Data	25/09/2020	9	No Data
21/09/2020	10	No Data	22/09/2020	10	No Data	23/09/2020	10	No Data	24/09/2020	10	No Data	25/09/2020	10	No Data
21/09/2020	11	No Data	22/09/2020	11	No Data	23/09/2020	11	No Data	24/09/2020	11	No Data	25/09/2020	11	No Data
21/09/2020	12	No Data	22/09/2020	12	No Data	23/09/2020	12	No Data	24/09/2020	12	No Data	25/09/2020	12	No Data
21/09/2020	13	No Data	22/09/2020	13	No Data	23/09/2020	13	No Data	24/09/2020	13	No Data	25/09/2020	13	No Data
21/09/2020	14	No Data	22/09/2020	14	No Data	23/09/2020	14	5.4	24/09/2020	14	No Data	25/09/2020	14	No Data
21/09/2020	15	No Data	22/09/2020	15	No Data	23/09/2020	15	5.0	24/09/2020	15	No Data	25/09/2020	15	No Data
21/09/2020	16	No Data	22/09/2020	16	No Data	23/09/2020	16	5.0	24/09/2020	16	No Data	25/09/2020	16	No Data
21/09/2020	17	No Data	22/09/2020	17	No Data	23/09/2020	17	7.1	24/09/2020	17	No Data	25/09/2020	17	No Data
21/09/2020	18	No Data	22/09/2020	18	No Data	23/09/2020	18	10.0	24/09/2020	18	No Data	25/09/2020	18	No Data
21/09/2020	19	No Data	22/09/2020	19	No Data	23/09/2020	19	11.7	24/09/2020	19	No Data	25/09/2020	19	No Data
21/09/2020	20	No Data	22/09/2020	20	No Data	23/09/2020	20	35.0	24/09/2020	20	No Data	25/09/2020	20	No Data
21/09/2020	21	No Data	22/09/2020	21	No Data	23/09/2020	21	12.9	24/09/2020	21	No Data	25/09/2020	21	No Data
21/09/2020	22	No Data	22/09/2020	22	No Data	23/09/2020	22	19.2	24/09/2020	22	No Data	25/09/2020	22	No Data
21/09/2020	23	No Data	22/09/2020	23	No Data	23/09/2020	23	9.2	24/09/2020	23	No Data	25/09/2020	23	No Data
<b>Maximum</b>		<b>No Data</b>			<b>No Data</b>			<b>35</b>			<b>17</b>			<b>No Data</b>

Date	Hour	H <sub>2</sub> S 1hr Average	Date	Hour	H <sub>2</sub> S 1hr Average	Date	Hour	H <sub>2</sub> S 1hr Average	Date	Hour	H <sub>2</sub> S 1hr Average	Date	Hour	H <sub>2</sub> S 1hr Average
26/09/2020	0	No Data	27/09/2020	0	No Data	28/09/2020	0	No Data	29/09/2020	0	No Data	30/09/2020	0	No Data
26/09/2020	1	No Data	27/09/2020	1	No Data	28/09/2020	1	No Data	29/09/2020	1	No Data	30/09/2020	1	No Data
26/09/2020	2	No Data	27/09/2020	2	No Data	28/09/2020	2	No Data	29/09/2020	2	No Data	30/09/2020	2	No Data
26/09/2020	3	No Data	27/09/2020	3	No Data	28/09/2020	3	No Data	29/09/2020	3	No Data	30/09/2020	3	No Data
26/09/2020	4	No Data	27/09/2020	4	No Data	28/09/2020	4	No Data	29/09/2020	4	No Data	30/09/2020	4	No Data
26/09/2020	5	No Data	27/09/2020	5	No Data	28/09/2020	5	No Data	29/09/2020	5	No Data	30/09/2020	5	No Data
26/09/2020	6	No Data	27/09/2020	6	No Data	28/09/2020	6	No Data	29/09/2020	6	No Data	30/09/2020	6	No Data
26/09/2020	7	No Data	27/09/2020	7	No Data	28/09/2020	7	No Data	29/09/2020	7	No Data	30/09/2020	7	No Data
26/09/2020	8	No Data	27/09/2020	8	No Data	28/09/2020	8	No Data	29/09/2020	8	No Data	30/09/2020	8	13
26/09/2020	9	No Data	27/09/2020	9	No Data	28/09/2020	9	No Data	29/09/2020	9	No Data	30/09/2020	9	13
26/09/2020	10	No Data	27/09/2020	10	No Data	28/09/2020	10	No Data	29/09/2020	10	No Data	30/09/2020	10	10
26/09/2020	11	No Data	27/09/2020	11	No Data	28/09/2020	11	No Data	29/09/2020	11	No Data	30/09/2020	11	10
26/09/2020	12	No Data	27/09/2020	12	No Data	28/09/2020	12	No Data	29/09/2020	12	No Data	30/09/2020	12	7
26/09/2020	13	No Data	27/09/2020	13	No Data	28/09/2020	13	No Data	29/09/2020	13	No Data	30/09/2020	13	10
26/09/2020	14	No Data	27/09/2020	14	No Data	28/09/2020	14	No Data	29/09/2020	14	No Data	30/09/2020	14	12
26/09/2020	15	No Data	27/09/2020	15	No Data	28/09/2020	15	No Data	29/09/2020	15	No Data	30/09/2020	15	11
26/09/2020	16	No Data	27/09/2020	16	No Data	28/09/2020	16	No Data	29/09/2020	16	No Data	30/09/2020	16	10
26/09/2020	17	No Data	27/09/2020	17	No Data	28/09/2020	17	No Data	29/09/2020	17	No Data	30/09/2020	17	11
26/09/2020	18	No Data	27/09/2020	18	No Data	28/09/2020	18	No Data	29/09/2020	18	No Data	30/09/2020	18	13
26/09/2020	19	No Data	27/09/2020	19	No Data	28/09/2020	19	No Data	29/09/2020	19	No Data	30/09/2020	19	18
26/09/2020	20	No Data	27/09/2020	20	No Data	28/09/2020	20	No Data	29/09/2020	20	No Data	30/09/2020	20	7
26/09/2020	21	No Data	27/09/2020	21	No Data	28/09/2020	21	No Data	29/09/2020	21	No Data	30/09/2020	21	7
26/09/2020	22	No Data	27/09/2020	22	No Data	28/09/2020	22	No Data	29/09/2020	22	No Data	30/09/2020	22	10
26/09/2020	23	No Data	27/09/2020	23	No Data	28/09/2020	23	No Data	29/09/2020	23	No Data	30/09/2020	23	10
<b>Maximum</b>		<b>No Data</b>			<b>No Data</b>			<b>No Data</b>			<b>No Data</b>			<b>18</b>

Table 6 SO<sub>2</sub> 1hr Data (ppb) – September 2020

Date	Hour	SO <sub>2</sub> 1hr Average	Date	Hour	SO <sub>2</sub> 1hr Average	Date	Hour	SO <sub>2</sub> 1hr Average	Date	Hour	SO <sub>2</sub> 1hr Average	Date	Hour	SO <sub>2</sub> 1hr Average
1/09/2020	0	No Data	2/09/2020	0	5	3/09/2020	0	5	4/09/2020	0	5	5/09/2020	0	5
1/09/2020	1	No Data	2/09/2020	1	No Data	3/09/2020	1	5	4/09/2020	1	No Data	5/09/2020	1	No Data
1/09/2020	2	No Data	2/09/2020	2	No Data	3/09/2020	2	No Data	4/09/2020	2	No Data	5/09/2020	2	No Data
1/09/2020	3	No Data	2/09/2020	3	No Data	3/09/2020	3	No Data	4/09/2020	3	No Data	5/09/2020	3	No Data
1/09/2020	4	No Data	2/09/2020	4	No Data	3/09/2020	4	No Data	4/09/2020	4	No Data	5/09/2020	4	No Data
1/09/2020	5	No Data	2/09/2020	5	No Data	3/09/2020	5	No Data	4/09/2020	5	No Data	5/09/2020	5	No Data
1/09/2020	6	No Data	2/09/2020	6	No Data	3/09/2020	6	No Data	4/09/2020	6	No Data	5/09/2020	6	No Data
1/09/2020	7	27	2/09/2020	7	No Data	3/09/2020	7	No Data	4/09/2020	7	5	5/09/2020	7	No Data
1/09/2020	8	5	2/09/2020	8	5	3/09/2020	8	5	4/09/2020	8	7	5/09/2020	8	5
1/09/2020	9	5	2/09/2020	9	5	3/09/2020	9	5	4/09/2020	9	5	5/09/2020	9	5
1/09/2020	10	5	2/09/2020	10	5	3/09/2020	10	5	4/09/2020	10	5	5/09/2020	10	5
1/09/2020	11	5	2/09/2020	11	5	3/09/2020	11	5	4/09/2020	11	5	5/09/2020	11	5
1/09/2020	12	5	2/09/2020	12	5	3/09/2020	12	5	4/09/2020	12	5	5/09/2020	12	5
1/09/2020	13	5	2/09/2020	13	5	3/09/2020	13	5	4/09/2020	13	5	5/09/2020	13	5
1/09/2020	14	5	2/09/2020	14	5	3/09/2020	14	5	4/09/2020	14	5	5/09/2020	14	5
1/09/2020	15	5	2/09/2020	15	5	3/09/2020	15	5	4/09/2020	15	5	5/09/2020	15	5
1/09/2020	16	5	2/09/2020	16	5	3/09/2020	16	5	4/09/2020	16	5	5/09/2020	16	5
1/09/2020	17	5	2/09/2020	17	5	3/09/2020	17	5	4/09/2020	17	5	5/09/2020	17	5
1/09/2020	18	5	2/09/2020	18	5	3/09/2020	18	5	4/09/2020	18	5	5/09/2020	18	5
1/09/2020	19	5	2/09/2020	19	5	3/09/2020	19	5	4/09/2020	19	5	5/09/2020	19	5
1/09/2020	20	5	2/09/2020	20	5	3/09/2020	20	5	4/09/2020	20	5	5/09/2020	20	5
1/09/2020	21	5	2/09/2020	21	5	3/09/2020	21	5	4/09/2020	21	5	5/09/2020	21	5
1/09/2020	22	5	2/09/2020	22	5	3/09/2020	22	5	4/09/2020	22	5	5/09/2020	22	5
1/09/2020	23	5	2/09/2020	23	5	3/09/2020	23	5	4/09/2020	23	5	5/09/2020	23	5
<b>Maximum</b>		<b>27</b>			<b>5*</b>			<b>5*</b>			<b>7</b>			<b>5*</b>

Date	Hour	SO <sub>2</sub> 1hr Average	Date	Hour	SO <sub>2</sub> 1hr Average	Date	Hour	SO <sub>2</sub> 1hr Average	Date	Hour	SO <sub>2</sub> 1hr Average	Date	Hour	SO <sub>2</sub> 1hr Average
6/09/2020	0	5	7/09/2020	0	5	8/09/2020	0	5	9/09/2020	0	No Data	10/09/2020	0	No Data
6/09/2020	1	No Data	7/09/2020	1	5	8/09/2020	1	No Data	9/09/2020	1	No Data	10/09/2020	1	No Data
6/09/2020	2	No Data	7/09/2020	2	No Data	8/09/2020	2	No Data	9/09/2020	2	No Data	10/09/2020	2	No Data
6/09/2020	3	No Data	7/09/2020	3	No Data	8/09/2020	3	No Data	9/09/2020	3	No Data	10/09/2020	3	No Data
6/09/2020	4	No Data	7/09/2020	4	No Data	8/09/2020	4	No Data	9/09/2020	4	No Data	10/09/2020	4	No Data
6/09/2020	5	No Data	7/09/2020	5	No Data	8/09/2020	5	No Data	9/09/2020	5	No Data	10/09/2020	5	No Data
6/09/2020	6	No Data	7/09/2020	6	No Data	8/09/2020	6	No Data	9/09/2020	6	No Data	10/09/2020	6	No Data
6/09/2020	7	15	7/09/2020	7	No Data	8/09/2020	7	No Data	9/09/2020	7	No Data	10/09/2020	7	No Data
6/09/2020	8	5	7/09/2020	8	5	8/09/2020	8	No Data	9/09/2020	8	No Data	10/09/2020	8	No Data
6/09/2020	9	5	7/09/2020	9	5	8/09/2020	9	No Data	9/09/2020	9	No Data	10/09/2020	9	No Data
6/09/2020	10	5	7/09/2020	10	5	8/09/2020	10	No Data	9/09/2020	10	No Data	10/09/2020	10	No Data
6/09/2020	11	5	7/09/2020	11	5	8/09/2020	11	No Data	9/09/2020	11	No Data	10/09/2020	11	No Data
6/09/2020	12	5	7/09/2020	12	5	8/09/2020	12	No Data	9/09/2020	12	No Data	10/09/2020	12	No Data
6/09/2020	13	5	7/09/2020	13	5	8/09/2020	13	No Data	9/09/2020	13	No Data	10/09/2020	13	No Data
6/09/2020	14	5	7/09/2020	14	5	8/09/2020	14	No Data	9/09/2020	14	No Data	10/09/2020	14	No Data
6/09/2020	15	5	7/09/2020	15	5	8/09/2020	15	No Data	9/09/2020	15	No Data	10/09/2020	15	No Data
6/09/2020	16	5	7/09/2020	16	5	8/09/2020	16	No Data	9/09/2020	16	No Data	10/09/2020	16	No Data
6/09/2020	17	5	7/09/2020	17	5	8/09/2020	17	No Data	9/09/2020	17	No Data	10/09/2020	17	No Data
6/09/2020	18	5	7/09/2020	18	5	8/09/2020	18	No Data	9/09/2020	18	No Data	10/09/2020	18	No Data
6/09/2020	19	5	7/09/2020	19	5	8/09/2020	19	No Data	9/09/2020	19	No Data	10/09/2020	19	No Data
6/09/2020	20	5	7/09/2020	20	5	8/09/2020	20	No Data	9/09/2020	20	No Data	10/09/2020	20	No Data
6/09/2020	21	5	7/09/2020	21	5	8/09/2020	21	No Data	9/09/2020	21	No Data	10/09/2020	21	No Data
6/09/2020	22	5	7/09/2020	22	5	8/09/2020	22	No Data	9/09/2020	22	No Data	10/09/2020	22	No Data
6/09/2020	23	5	7/09/2020	23	5	8/09/2020	23	No Data	9/09/2020	23	No Data	10/09/2020	23	No Data
<b>Maximum</b>		<b>15</b>			<b>5*</b>			<b>5*</b>			<b>No Data</b>			<b>No Data</b>

Date	Hour	SO <sub>2</sub> 1hr Average	Date	Hour	SO <sub>2</sub> 1hr Average	Date	Hour	SO <sub>2</sub> 1hr Average	Date	Hour	SO <sub>2</sub> 1hr Average	Date	Hour	SO <sub>2</sub> 1hr Average
11/09/2020	0	No Data	12/09/2020	0	5	13/09/2020	0	5	14/09/2020	0	5	15/09/2020	0	No Data
11/09/2020	1	No Data	12/09/2020	1	5	13/09/2020	1	No Data	14/09/2020	1	5	15/09/2020	1	No Data
11/09/2020	2	No Data	12/09/2020	2	No Data	13/09/2020	2	No Data	14/09/2020	2	No Data	15/09/2020	2	No Data
11/09/2020	3	No Data	12/09/2020	3	No Data	13/09/2020	3	No Data	14/09/2020	3	No Data	15/09/2020	3	No Data
11/09/2020	4	No Data	12/09/2020	4	No Data	13/09/2020	4	No Data	14/09/2020	4	No Data	15/09/2020	4	No Data
11/09/2020	5	No Data	12/09/2020	5	No Data	13/09/2020	5	No Data	14/09/2020	5	No Data	15/09/2020	5	No Data
11/09/2020	6	No Data	12/09/2020	6	No Data	13/09/2020	6	No Data	14/09/2020	6	No Data	15/09/2020	6	No Data
11/09/2020	7	No Data	12/09/2020	7	No Data	13/09/2020	7	No Data	14/09/2020	7	No Data	15/09/2020	7	No Data
11/09/2020	8	No Data	12/09/2020	8	No Data	13/09/2020	8	No Data	14/09/2020	8	No Data	15/09/2020	8	No Data
11/09/2020	9	5	12/09/2020	9	5	13/09/2020	9	No Data	14/09/2020	9	No Data	15/09/2020	9	5
11/09/2020	10	5	12/09/2020	10	5	13/09/2020	10	No Data	14/09/2020	10	No Data	15/09/2020	10	5
11/09/2020	11	5	12/09/2020	11	5	13/09/2020	11	No Data	14/09/2020	11	No Data	15/09/2020	11	No Data
11/09/2020	12	5	12/09/2020	12	5	13/09/2020	12	No Data	14/09/2020	12	No Data	15/09/2020	12	No Data
11/09/2020	13	5	12/09/2020	13	5	13/09/2020	13	No Data	14/09/2020	13	No Data	15/09/2020	13	No Data
11/09/2020	14	5	12/09/2020	14	5	13/09/2020	14	No Data	14/09/2020	14	No Data	15/09/2020	14	5
11/09/2020	15	5	12/09/2020	15	5	13/09/2020	15	No Data	14/09/2020	15	No Data	15/09/2020	15	5
11/09/2020	16	5	12/09/2020	16	5	13/09/2020	16	No Data	14/09/2020	16	No Data	15/09/2020	16	5
11/09/2020	17	5	12/09/2020	17	5	13/09/2020	17	No Data	14/09/2020	17	No Data	15/09/2020	17	5
11/09/2020	18	5	12/09/2020	18	5	13/09/2020	18	No Data	14/09/2020	18	No Data	15/09/2020	18	5
11/09/2020	19	5	12/09/2020	19	5	13/09/2020	19	No Data	14/09/2020	19	No Data	15/09/2020	19	5
11/09/2020	20	5	12/09/2020	20	5	13/09/2020	20	No Data	14/09/2020	20	No Data	15/09/2020	20	5
11/09/2020	21	5	12/09/2020	21	5	13/09/2020	21	5	14/09/2020	21	No Data	15/09/2020	21	5
11/09/2020	22	5	12/09/2020	22	5	13/09/2020	22	5	14/09/2020	22	No Data	15/09/2020	22	5
11/09/2020	23	5	12/09/2020	23	5	13/09/2020	23	5	14/09/2020	23	No Data	15/09/2020	23	5
<b>Maximum</b>		<b>5*</b>			<b>5*</b>			<b>5*</b>			<b>5*</b>			<b>5*</b>

Date	Hour	SO <sub>2</sub> 1hr Average	Date	Hour	SO <sub>2</sub> 1hr Average	Date	Hour	SO <sub>2</sub> 1hr Average	Date	Hour	SO <sub>2</sub> 1hr Average	Date	Hour	SO <sub>2</sub> 1hr Average
16/09/2020	0	5	17/09/2020	0	5	18/09/2020	0	No Data	19/09/2020	0	No Data	20/09/2020	0	No Data
16/09/2020	1	No Data	17/09/2020	1	No Data	18/09/2020	1	No Data	19/09/2020	1	No Data	20/09/2020	1	No Data
16/09/2020	2	No Data	17/09/2020	2	No Data	18/09/2020	2	No Data	19/09/2020	2	No Data	20/09/2020	2	No Data
16/09/2020	3	No Data	17/09/2020	3	No Data	18/09/2020	3	No Data	19/09/2020	3	No Data	20/09/2020	3	No Data
16/09/2020	4	No Data	17/09/2020	4	No Data	18/09/2020	4	No Data	19/09/2020	4	No Data	20/09/2020	4	No Data
16/09/2020	5	No Data	17/09/2020	5	No Data	18/09/2020	5	No Data	19/09/2020	5	No Data	20/09/2020	5	No Data
16/09/2020	6	No Data	17/09/2020	6	No Data	18/09/2020	6	No Data	19/09/2020	6	No Data	20/09/2020	6	No Data
16/09/2020	7	No Data	17/09/2020	7	No Data	18/09/2020	7	No Data	19/09/2020	7	No Data	20/09/2020	7	No Data
16/09/2020	8	No Data	17/09/2020	8	No Data	18/09/2020	8	No Data	19/09/2020	8	No Data	20/09/2020	8	No Data
16/09/2020	9	No Data	17/09/2020	9	No Data	18/09/2020	9	No Data	19/09/2020	9	No Data	20/09/2020	9	No Data
16/09/2020	10	No Data	17/09/2020	10	No Data	18/09/2020	10	No Data	19/09/2020	10	No Data	20/09/2020	10	No Data
16/09/2020	11	No Data	17/09/2020	11	No Data	18/09/2020	11	No Data	19/09/2020	11	No Data	20/09/2020	11	No Data
16/09/2020	12	No Data	17/09/2020	12	No Data	18/09/2020	12	No Data	19/09/2020	12	No Data	20/09/2020	12	No Data
16/09/2020	13	No Data	17/09/2020	13	No Data	18/09/2020	13	No Data	19/09/2020	13	No Data	20/09/2020	13	No Data
16/09/2020	14	No Data	17/09/2020	14	No Data	18/09/2020	14	No Data	19/09/2020	14	No Data	20/09/2020	14	No Data
16/09/2020	15	No Data	17/09/2020	15	No Data	18/09/2020	15	No Data	19/09/2020	15	No Data	20/09/2020	15	No Data
16/09/2020	16	No Data	17/09/2020	16	No Data	18/09/2020	16	No Data	19/09/2020	16	No Data	20/09/2020	16	No Data
16/09/2020	17	No Data	17/09/2020	17	No Data	18/09/2020	17	No Data	19/09/2020	17	No Data	20/09/2020	17	No Data
16/09/2020	18	No Data	17/09/2020	18	No Data	18/09/2020	18	No Data	19/09/2020	18	No Data	20/09/2020	18	No Data
16/09/2020	19	No Data	17/09/2020	19	No Data	18/09/2020	19	No Data	19/09/2020	19	No Data	20/09/2020	19	No Data
16/09/2020	20	No Data	17/09/2020	20	No Data	18/09/2020	20	No Data	19/09/2020	20	No Data	20/09/2020	20	No Data
16/09/2020	21	5	17/09/2020	21	No Data	18/09/2020	21	No Data	19/09/2020	21	No Data	20/09/2020	21	No Data
16/09/2020	22	5	17/09/2020	22	No Data	18/09/2020	22	No Data	19/09/2020	22	No Data	20/09/2020	22	No Data
16/09/2020	23	5	17/09/2020	23	No Data	18/09/2020	23	No Data	19/09/2020	23	No Data	20/09/2020	23	No Data
<b>Maximum</b>		<b>5*</b>			<b>5*</b>			<b>No Data</b>			<b>No Data</b>			<b>No Data</b>



Date	Hour	SO <sub>2</sub> 1hr Average	Date	Hour	SO <sub>2</sub> 1hr Average	Date	Hour	SO <sub>2</sub> 1hr Average	Date	Hour	SO <sub>2</sub> 1hr Average	Date	Hour	SO <sub>2</sub> 1hr Average
21/09/2020	0	No Data	22/09/2020	0	No Data	23/09/2020	0	No Data	24/09/2020	0	5	25/09/2020	0	No Data
21/09/2020	1	No Data	22/09/2020	1	No Data	23/09/2020	1	No Data	24/09/2020	1	5	25/09/2020	1	No Data
21/09/2020	2	No Data	22/09/2020	2	No Data	23/09/2020	2	No Data	24/09/2020	2	5	25/09/2020	2	No Data
21/09/2020	3	No Data	22/09/2020	3	No Data	23/09/2020	3	No Data	24/09/2020	3	5	25/09/2020	3	No Data
21/09/2020	4	No Data	22/09/2020	4	No Data	23/09/2020	4	No Data	24/09/2020	4	5	25/09/2020	4	No Data
21/09/2020	5	No Data	22/09/2020	5	No Data	23/09/2020	5	No Data	24/09/2020	5	No Data	25/09/2020	5	No Data
21/09/2020	6	No Data	22/09/2020	6	No Data	23/09/2020	6	No Data	24/09/2020	6	No Data	25/09/2020	6	No Data
21/09/2020	7	No Data	22/09/2020	7	No Data	23/09/2020	7	No Data	24/09/2020	7	No Data	25/09/2020	7	No Data
21/09/2020	8	No Data	22/09/2020	8	No Data	23/09/2020	8	No Data	24/09/2020	8	No Data	25/09/2020	8	No Data
21/09/2020	9	No Data	22/09/2020	9	No Data	23/09/2020	9	No Data	24/09/2020	9	No Data	25/09/2020	9	No Data
21/09/2020	10	No Data	22/09/2020	10	No Data	23/09/2020	10	No Data	24/09/2020	10	No Data	25/09/2020	10	No Data
21/09/2020	11	No Data	22/09/2020	11	No Data	23/09/2020	11	No Data	24/09/2020	11	No Data	25/09/2020	11	No Data
21/09/2020	12	No Data	22/09/2020	12	No Data	23/09/2020	12	No Data	24/09/2020	12	No Data	25/09/2020	12	No Data
21/09/2020	13	No Data	22/09/2020	13	No Data	23/09/2020	13	No Data	24/09/2020	13	No Data	25/09/2020	13	No Data
21/09/2020	14	No Data	22/09/2020	14	No Data	23/09/2020	14	5	24/09/2020	14	No Data	25/09/2020	14	No Data
21/09/2020	15	No Data	22/09/2020	15	No Data	23/09/2020	15	5	24/09/2020	15	No Data	25/09/2020	15	No Data
21/09/2020	16	No Data	22/09/2020	16	No Data	23/09/2020	16	5	24/09/2020	16	No Data	25/09/2020	16	No Data
21/09/2020	17	No Data	22/09/2020	17	No Data	23/09/2020	17	5	24/09/2020	17	No Data	25/09/2020	17	No Data
21/09/2020	18	No Data	22/09/2020	18	No Data	23/09/2020	18	5	24/09/2020	18	No Data	25/09/2020	18	No Data
21/09/2020	19	No Data	22/09/2020	19	No Data	23/09/2020	19	5	24/09/2020	19	No Data	25/09/2020	19	No Data
21/09/2020	20	No Data	22/09/2020	20	No Data	23/09/2020	20	5	24/09/2020	20	No Data	25/09/2020	20	No Data
21/09/2020	21	No Data	22/09/2020	21	No Data	23/09/2020	21	5	24/09/2020	21	No Data	25/09/2020	21	No Data
21/09/2020	22	No Data	22/09/2020	22	No Data	23/09/2020	22	5	24/09/2020	22	No Data	25/09/2020	22	No Data
21/09/2020	23	No Data	22/09/2020	23	No Data	23/09/2020	23	5	24/09/2020	23	No Data	25/09/2020	23	No Data
<b>Maximum</b>		<b>No Data</b>			<b>No Data</b>			<b>5*</b>			<b>5*</b>			<b>No Data</b>

Date	Hour	SO <sub>2</sub> 1hr Average	Date	Hour	SO <sub>2</sub> 1hr Average	Date	Hour	SO <sub>2</sub> 1hr Average	Date	Hour	SO <sub>2</sub> 1hr Average	Date	Hour	SO <sub>2</sub> 1hr Average
26/09/2020	0	No Data	27/09/2020	0	No Data	28/09/2020	0	No Data	29/09/2020	0	No Data	30/09/2020	0	No Data
26/09/2020	1	No Data	27/09/2020	1	No Data	28/09/2020	1	No Data	29/09/2020	1	No Data	30/09/2020	1	No Data
26/09/2020	2	No Data	27/09/2020	2	No Data	28/09/2020	2	No Data	29/09/2020	2	No Data	30/09/2020	2	No Data
26/09/2020	3	No Data	27/09/2020	3	No Data	28/09/2020	3	No Data	29/09/2020	3	No Data	30/09/2020	3	No Data
26/09/2020	4	No Data	27/09/2020	4	No Data	28/09/2020	4	No Data	29/09/2020	4	No Data	30/09/2020	4	No Data
26/09/2020	5	No Data	27/09/2020	5	No Data	28/09/2020	5	No Data	29/09/2020	5	No Data	30/09/2020	5	No Data
26/09/2020	6	No Data	27/09/2020	6	No Data	28/09/2020	6	No Data	29/09/2020	6	No Data	30/09/2020	6	No Data
26/09/2020	7	No Data	27/09/2020	7	No Data	28/09/2020	7	No Data	29/09/2020	7	No Data	30/09/2020	7	No Data
26/09/2020	8	No Data	27/09/2020	8	No Data	28/09/2020	8	No Data	29/09/2020	8	No Data	30/09/2020	8	5
26/09/2020	9	No Data	27/09/2020	9	No Data	28/09/2020	9	No Data	29/09/2020	9	No Data	30/09/2020	9	5
26/09/2020	10	No Data	27/09/2020	10	No Data	28/09/2020	10	No Data	29/09/2020	10	No Data	30/09/2020	10	5
26/09/2020	11	No Data	27/09/2020	11	No Data	28/09/2020	11	No Data	29/09/2020	11	No Data	30/09/2020	11	5
26/09/2020	12	No Data	27/09/2020	12	No Data	28/09/2020	12	No Data	29/09/2020	12	No Data	30/09/2020	12	5
26/09/2020	13	No Data	27/09/2020	13	No Data	28/09/2020	13	No Data	29/09/2020	13	No Data	30/09/2020	13	5
26/09/2020	14	No Data	27/09/2020	14	No Data	28/09/2020	14	No Data	29/09/2020	14	No Data	30/09/2020	14	5
26/09/2020	15	No Data	27/09/2020	15	No Data	28/09/2020	15	No Data	29/09/2020	15	No Data	30/09/2020	15	5
26/09/2020	16	No Data	27/09/2020	16	No Data	28/09/2020	16	No Data	29/09/2020	16	No Data	30/09/2020	16	5
26/09/2020	17	No Data	27/09/2020	17	No Data	28/09/2020	17	No Data	29/09/2020	17	No Data	30/09/2020	17	5
26/09/2020	18	No Data	27/09/2020	18	No Data	28/09/2020	18	No Data	29/09/2020	18	No Data	30/09/2020	18	5
26/09/2020	19	No Data	27/09/2020	19	No Data	28/09/2020	19	No Data	29/09/2020	19	No Data	30/09/2020	19	5
26/09/2020	20	No Data	27/09/2020	20	No Data	28/09/2020	20	No Data	29/09/2020	20	No Data	30/09/2020	20	5
26/09/2020	21	No Data	27/09/2020	21	No Data	28/09/2020	21	No Data	29/09/2020	21	No Data	30/09/2020	21	5
26/09/2020	22	No Data	27/09/2020	22	No Data	28/09/2020	22	No Data	29/09/2020	22	No Data	30/09/2020	22	5
26/09/2020	23	No Data	27/09/2020	23	No Data	28/09/2020	23	No Data	29/09/2020	23	No Data	30/09/2020	23	5
<b>Maximum</b>		<b>No Data</b>			<b>No Data</b>			<b>No Data</b>			<b>No Data</b>			<b>5*</b>

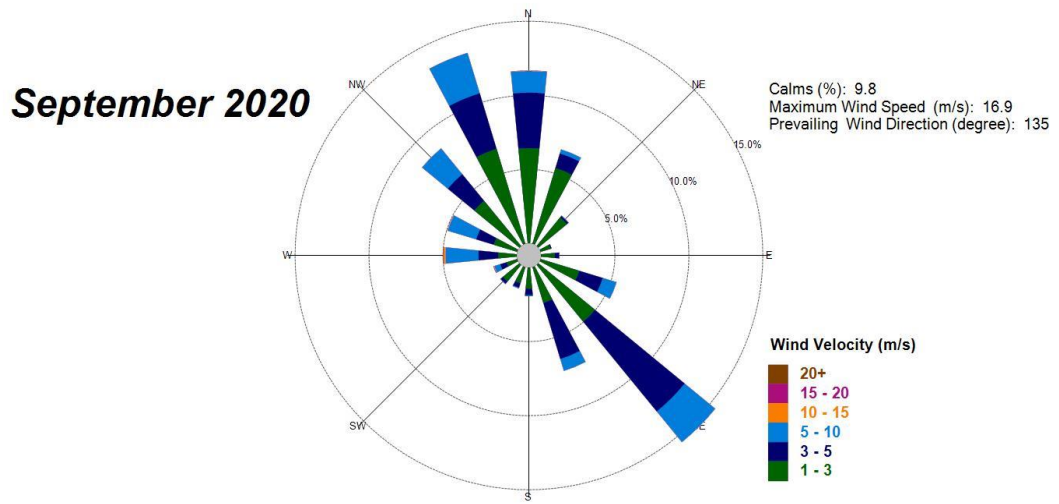


Figure 4 MCC September 2020 Meteorology Data