

12 May 2020

Julie Thomas  
Environmental Superintendent  
Muswellbrook Coal Company Ltd

Dear Julie,

## **Ambient Air Monitoring - Muscle Creek Rd - April 2020**

### **1.0 Introduction**

AECOM Australia Pty Ltd (AECOM) was appointed by Muswellbrook Coal Company Ltd (MCC) to provide static real time atmospheric monitoring for Hydrogen Sulfide (H<sub>2</sub>S) and Sulfur Dioxide (SO<sub>2</sub>) at one location on Muscle Creek Road, Muswellbrook.

Monitoring is typically conducted using a GrayWolf Advanced Sense II Probe with Hydrogen Sulfide and Sulfur Dioxide sensors capable of reading in the parts per billion range. Data is recorded as 5 minute average concentrations on an Advanced Sense unit with live data then transmitted to an online account at regular intervals where it can be viewed and downloaded for further analysis by MCC and AECOM staff.

While the Advanced Sense II probe is temporarily offsite for repairs, monitoring is conducted using an AreaRAE monitor with Hydrogen Sulfide and Sulfur Dioxide sensors capable of reading in the parts per million range. Data is still recorded as 5 minute average concentrations however it is not transmitted to an online account and must be accessed manually.

Meteorology data is obtained from the onsite MCC weather station, located approximately 6km to the northwest of the monitoring location. Wind data will be analysed each month with the aim of identifying any trends or relationships between the wind data and monitoring results. Results are reported on a monthly basis with this report presenting results for the period 1 April to 30 April 2020.

### **2.0 Site Location**

The monitoring location on Muscle Creek Rd was chosen due to it being downwind of the mine site during the prevailing north westerly winds. Siting was performed in accordance with AS 3580.1.1 2016.



**Figure 1 Muscle Creek Rd Monitoring Location**

### 3.0 Assessment Criteria

The gaseous ambient air quality criteria in **Table 1** and **Table 2** are reproduced from the MCC Development Consent (DA 205/2002, Condition 28).

**Table 1 H<sub>2</sub>S Assessment Criteria**

Analyte Averaging Period	Criteria	Unit
H <sub>2</sub> S 1 Hour Average	500	ppb
H <sub>2</sub> S 24 Hour Average	100	ppb

**Table 2 SO<sub>2</sub> Assessment Criteria**

Analyte Averaging Period	Criteria	Unit
SO <sub>2</sub> 1 Hour Average	200	ppb
SO <sub>2</sub> 24 Hour Average	80	ppb

### 4.0 Methodology

Monitoring is typically performed by a GrayWolf Advanced Sense II Probe fitted with H<sub>2</sub>S and SO<sub>2</sub> sensors however, while this unit is offsite for repairs an AreaRAE fitted with equivalent sensors is used to perform the monitoring. The unit is enclosed in a weatherproof case with the sensor at a height of approximately 1.8m above the ground.

The AreaRAE monitor measures gasses in parts per million (ppm) with the following limits of detection (LOD).

- H<sub>2</sub>S: 0.1 ppm; and
- SO<sub>2</sub>: 0.1 ppm.

Readings are logged in parts per million (ppm) and are converted to parts per billion (ppb) for reporting purposes, with the LOD's being 100 ppb for both H<sub>2</sub>S and SO<sub>2</sub>. For the calculation of 1hr and 24hr averages, where the instrument returns a zero reading, half the instrument LOD value is used (50 ppb).

### 5.0 Results

A summary of the H<sub>2</sub>S and SO<sub>2</sub> results for April 2020 is presented in **Table 3**. **Table 4** provides a summary of 24hr (midnight to midnight) averages along with maximum 1hr averages for each day. Data is shown graphically against the relevant criteria in **Figure 2** and **Figure 3** with 1 hour data attached in **Tables 5** and **6**. It should be noted that the plots present 1 hour rolling averages calculated from raw data.

The Advance Sense display unit is currently with Graywolf in Ireland for assessment and repair following the failure of this unit in December 2019. While GrayWolf provided a replacement unit for the interim period there have been ongoing issues with the setup through February resulting in numerous interruptions to the data logging.

Although GrayWolf has provided software updates which have been installed, these issues continued into early March. In agreement with Muswellbrook Coal, the GrayWolf setup was replaced with an AreaRAE on 9 March 2020 in an effort to achieve a reliable monitoring solution.

**Table 3 Gaseous Monitoring Results – April 2020**

Parameter	Units	Hydrogen Sulfide (H <sub>2</sub> S)	Sulfur Dioxide (SO <sub>2</sub> )
Maximum 1 Hour Average	ppb	50*	50*
Maximum 24 Hour Average	ppb	50*	50*
Number of Exceedances – 1 Hour	-	0	0
Number of Exceedances – 24 Hour	-	0	0

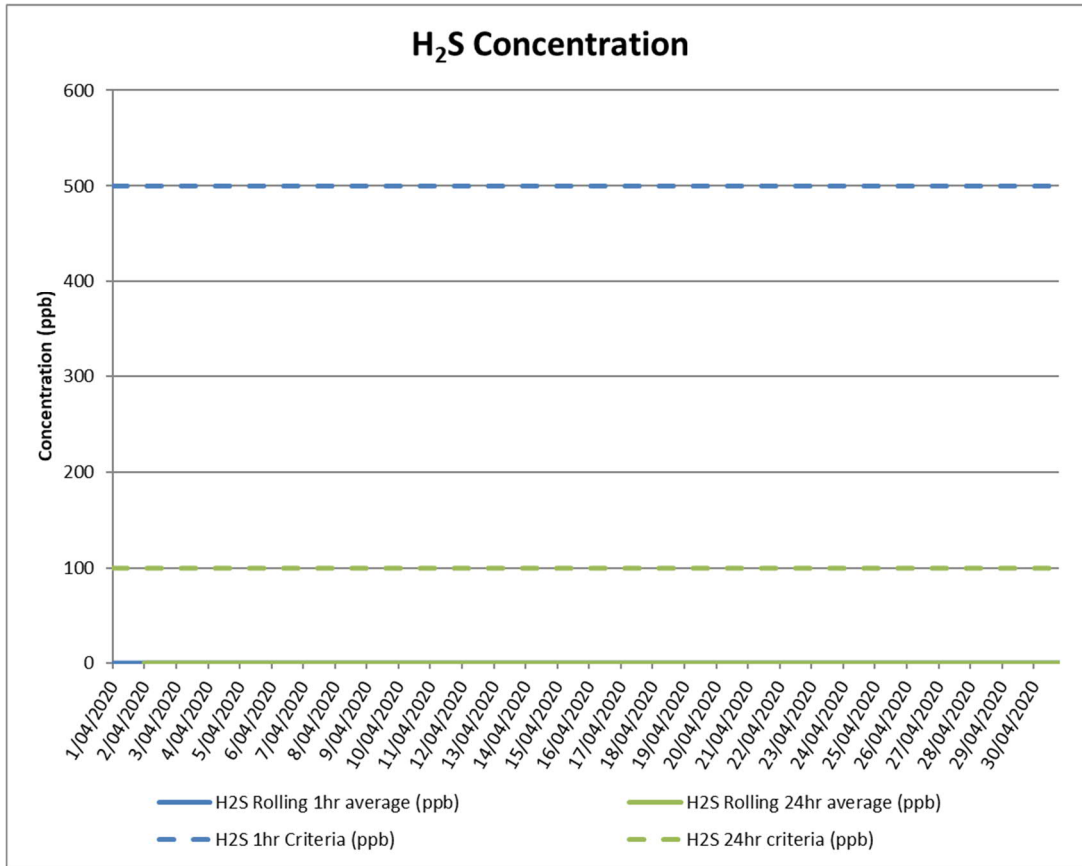
\* All raw data returned less than the instrument limit of detection. Half of the LOD value reported. Refer **Section 4.0**.

There were no exceedances of the applicable criteria for either H<sub>2</sub>S or SO<sub>2</sub> for the April 2020 monitoring period. The data capture rates for April 2020 were 99.87% for both H<sub>2</sub>S and SO<sub>2</sub>.

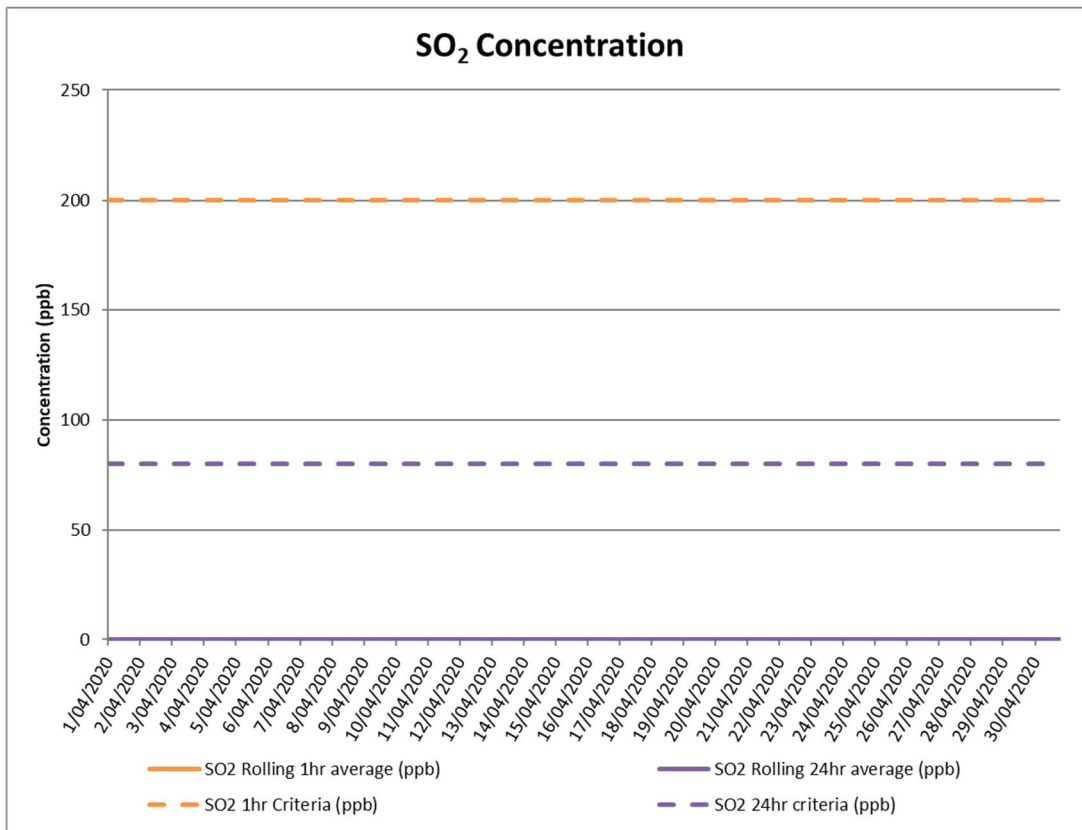
**Table 4 24hr Averages (Midnight to Midnight) and Maximum 1hr Averages – April 2020**

Date	Hydrogen Sulfide (H <sub>2</sub> S) (ppb)		Sulfur Dioxide (SO <sub>2</sub> ) (ppb)	
	24hr Average	Maximum 1hr Average	24hr Average	Maximum 1hr Average
1/04/2020	50*	50*	50*	50*
2/04/2020	50*	50*	50*	50*
3/04/2020	50*	50*	50*	50*
4/04/2020	50*	50*	50*	50*
5/04/2020	50*	50*	50*	50*
6/04/2020	50*	50*	50*	50*
7/04/2020	50*	50*	50*	50*
8/04/2020	50*	50*	50*	50*
9/04/2020	50*	50*	50*	50*
10/04/2020	50*	50*	50*	50*
11/04/2020	50*	50*	50*	50*
12/04/2020	50*	50*	50*	50*
13/04/2020	50*	50*	50*	50*
14/04/2020	50*	50*	50*	50*
15/04/2020	50*	50*	50*	50*
16/04/2020	50*	50*	50*	50*
17/04/2020	50*	50*	50*	50*
18/04/2020	50*	50*	50*	50*
19/04/2020	50*	50*	50*	50*
20/04/2020	50*	50*	50*	50*
21/04/2020	50*	50*	50*	50*
22/04/2020	50*	50*	50*	50*
23/04/2020	50*	50*	50*	50*
24/04/2020	50*	50*	50*	50*
25/04/2020	50*	50*	50*	50*
26/04/2020	50*	50*	50*	50*
27/04/2020	50*	50*	50*	50*
28/04/2020	50*	50*	50*	50*
29/04/2020	50*	50*	50*	50*
30/04/2020	50*	50*	50*	50*
<b>Criteria</b>	<b>100</b>	<b>500</b>	<b>80</b>	<b>200</b>
<b>Capture Rate</b>	<b>99.87%</b>		<b>99.87%</b>	

\* All raw data returned less than the instrument limit of detection. Half of the LOD value reported. Refer **Section 4.0**.



**Figure 2 H<sub>2</sub>S Concentrations – April 2020**



**Figure 3 SO<sub>2</sub> Concentrations – April 2020**

## 5.1 Meteorology

Meteorology data sourced from MCC's onsite meteorology station for April indicated winds were predominately from the North to North West quadrant as well as a portion from the South East. The average wind speed for the month was 1.85 m/s.

When winds are from the North West, the monitoring location is generally down wind of the mine site. A wind rose for this monitoring period can be found attached as **Figure 4**.

## 6.0 Conclusion

AECOM commenced ambient air quality monitoring on Muscle Creek Rd on 26 July 2017. Monitoring results for the period 1 to 30 April 2020 returned no exceedances of either the 1hr or 24hr criteria for H<sub>2</sub>S or SO<sub>2</sub>. Both gases recorded data capture rates of 99.87% for April 2020.

Wind data obtained from the MCC meteorology station indicates that winds for this period were predominantly from the North to North West as well as a portion from the South East placing the monitoring location downwind of the mine for a portion of the month during April 2020.

Yours faithfully,



James Enright  
Scientist – Compliance Services  
james.enright@aecom.com

Direct Dial: +T +61 2 4911 4900  
Direct Fax: +F +61 2 4911 4999



Chad Whitburn  
Compliance Services - Team Leader  
Chad.Whitburn@aecom.com

Mobile: +61 457 806 872  
Direct Dial: +61 2 4911 4983  
Direct Fax: +61 2 4911 4999

encl: Hourly Monitoring Data, Wind Rose

AECOM in Australia and New Zealand is certified to ISO9001, ISO14001 AS/NZS4801 and OHSAS18001.

© AECOM Australia Pty Ltd (AECOM). All rights reserved.

AECOM has prepared this document for the sole use of the Client and for a specific purpose, each as expressly stated in the document. No other party should rely on this document without the prior written consent of AECOM. AECOM undertakes no duty, nor accepts any responsibility, to any third party who may rely upon or use this document. This document has been prepared based on the Client's description of its requirements and AECOM's experience, having regard to assumptions that AECOM can reasonably be expected to make in accordance with sound professional principles. AECOM may also have relied upon information provided by the Client and other third parties to prepare this document, some of which may not have been verified. Subject to the above conditions, this document may be transmitted, reproduced or disseminated only in its entirety.

Table 5 H<sub>2</sub>S 1hr Data (ppb) – April 2020

Date	Hour	H <sub>2</sub> S 1hr Average	Date	Hour	H <sub>2</sub> S 1hr Average	Date	Hour	H <sub>2</sub> S 1hr Average	Date	Hour	H <sub>2</sub> S 1hr Average	Date	Hour	H <sub>2</sub> S 1hr Average
1/04/2020	0	50	2/04/2020	0	50	3/04/2020	0	50	4/04/2020	0	50	5/04/2020	0	50
1/04/2020	1	50	2/04/2020	1	50	3/04/2020	1	50	4/04/2020	1	50	5/04/2020	1	50
1/04/2020	2	50	2/04/2020	2	50	3/04/2020	2	50	4/04/2020	2	50	5/04/2020	2	50
1/04/2020	3	50	2/04/2020	3	50	3/04/2020	3	50	4/04/2020	3	50	5/04/2020	3	50
1/04/2020	4	50	2/04/2020	4	50	3/04/2020	4	50	4/04/2020	4	50	5/04/2020	4	50
1/04/2020	5	50	2/04/2020	5	50	3/04/2020	5	50	4/04/2020	5	50	5/04/2020	5	50
1/04/2020	6	50	2/04/2020	6	50	3/04/2020	6	50	4/04/2020	6	50	5/04/2020	6	50
1/04/2020	7	50	2/04/2020	7	50	3/04/2020	7	50	4/04/2020	7	50	5/04/2020	7	50
1/04/2020	8	50	2/04/2020	8	50	3/04/2020	8	50	4/04/2020	8	50	5/04/2020	8	50
1/04/2020	9	50	2/04/2020	9	50	3/04/2020	9	50	4/04/2020	9	50	5/04/2020	9	50
1/04/2020	10	50	2/04/2020	10	50	3/04/2020	10	50	4/04/2020	10	50	5/04/2020	10	50
1/04/2020	11	50	2/04/2020	11	50	3/04/2020	11	50	4/04/2020	11	50	5/04/2020	11	50
1/04/2020	12	50	2/04/2020	12	50	3/04/2020	12	50	4/04/2020	12	50	5/04/2020	12	50
1/04/2020	13	50	2/04/2020	13	50	3/04/2020	13	50	4/04/2020	13	50	5/04/2020	13	50
1/04/2020	14	50	2/04/2020	14	50	3/04/2020	14	50	4/04/2020	14	50	5/04/2020	14	50
1/04/2020	15	50	2/04/2020	15	50	3/04/2020	15	50	4/04/2020	15	50	5/04/2020	15	50
1/04/2020	16	50	2/04/2020	16	50	3/04/2020	16	50	4/04/2020	16	50	5/04/2020	16	50
1/04/2020	17	50	2/04/2020	17	50	3/04/2020	17	50	4/04/2020	17	50	5/04/2020	17	50
1/04/2020	18	50	2/04/2020	18	50	3/04/2020	18	50	4/04/2020	18	50	5/04/2020	18	50
1/04/2020	19	50	2/04/2020	19	50	3/04/2020	19	50	4/04/2020	19	50	5/04/2020	19	50
1/04/2020	20	50	2/04/2020	20	50	3/04/2020	20	50	4/04/2020	20	50	5/04/2020	20	50
1/04/2020	21	50	2/04/2020	21	50	3/04/2020	21	50	4/04/2020	21	50	5/04/2020	21	50
1/04/2020	22	50	2/04/2020	22	50	3/04/2020	22	50	4/04/2020	22	50	5/04/2020	22	50
1/04/2020	23	50	2/04/2020	23	50	3/04/2020	23	50	4/04/2020	23	50	5/04/2020	23	50
<b>Maximum</b>		<b>50*</b>			<b>50*</b>			<b>50*</b>			<b>50*</b>			<b>50*</b>



Date	Hour	H <sub>2</sub> S 1hr Average	Date	Hour	H <sub>2</sub> S 1hr Average	Date	Hour	H <sub>2</sub> S 1hr Average	Date	Hour	H <sub>2</sub> S 1hr Average	Date	Hour	H <sub>2</sub> S 1hr Average
6/04/2020	0	50	7/04/2020	0	50	8/04/2020	0	50	9/04/2020	0	50	10/04/2020	0	50
6/04/2020	1	50	7/04/2020	1	50	8/04/2020	1	50	9/04/2020	1	50	10/04/2020	1	50
6/04/2020	2	50	7/04/2020	2	50	8/04/2020	2	50	9/04/2020	2	50	10/04/2020	2	50
6/04/2020	3	50	7/04/2020	3	50	8/04/2020	3	50	9/04/2020	3	50	10/04/2020	3	50
6/04/2020	4	50	7/04/2020	4	50	8/04/2020	4	50	9/04/2020	4	50	10/04/2020	4	50
6/04/2020	5	50	7/04/2020	5	50	8/04/2020	5	50	9/04/2020	5	50	10/04/2020	5	50
6/04/2020	6	50	7/04/2020	6	50	8/04/2020	6	50	9/04/2020	6	50	10/04/2020	6	50
6/04/2020	7	50	7/04/2020	7	50	8/04/2020	7	50	9/04/2020	7	50	10/04/2020	7	50
6/04/2020	8	50	7/04/2020	8	50	8/04/2020	8	50	9/04/2020	8	50	10/04/2020	8	50
6/04/2020	9	50	7/04/2020	9	50	8/04/2020	9	50	9/04/2020	9	50	10/04/2020	9	50
6/04/2020	10	50	7/04/2020	10	50	8/04/2020	10	50	9/04/2020	10	50	10/04/2020	10	50
6/04/2020	11	50	7/04/2020	11	50	8/04/2020	11	50	9/04/2020	11	50	10/04/2020	11	50
6/04/2020	12	50	7/04/2020	12	50	8/04/2020	12	50	9/04/2020	12	50	10/04/2020	12	50
6/04/2020	13	50	7/04/2020	13	50	8/04/2020	13	50	9/04/2020	13	50	10/04/2020	13	50
6/04/2020	14	50	7/04/2020	14	50	8/04/2020	14	50	9/04/2020	14	50	10/04/2020	14	50
6/04/2020	15	50	7/04/2020	15	50	8/04/2020	15	50	9/04/2020	15	50	10/04/2020	15	50
6/04/2020	16	50	7/04/2020	16	50	8/04/2020	16	50	9/04/2020	16	50	10/04/2020	16	50
6/04/2020	17	50	7/04/2020	17	50	8/04/2020	17	50	9/04/2020	17	50	10/04/2020	17	50
6/04/2020	18	50	7/04/2020	18	50	8/04/2020	18	50	9/04/2020	18	50	10/04/2020	18	50
6/04/2020	19	50	7/04/2020	19	50	8/04/2020	19	50	9/04/2020	19	50	10/04/2020	19	50
6/04/2020	20	50	7/04/2020	20	50	8/04/2020	20	50	9/04/2020	20	50	10/04/2020	20	50
6/04/2020	21	50	7/04/2020	21	50	8/04/2020	21	50	9/04/2020	21	50	10/04/2020	21	50
6/04/2020	22	50	7/04/2020	22	50	8/04/2020	22	50	9/04/2020	22	50	10/04/2020	22	50
6/04/2020	23	50	7/04/2020	23	50	8/04/2020	23	50	9/04/2020	23	50	10/04/2020	23	50
<b>Maximum</b>		<b>50*</b>			<b>50*</b>			<b>50*</b>			<b>50*</b>			<b>50*</b>



Date	Hour	H <sub>2</sub> S 1hr Average	Date	Hour	H <sub>2</sub> S 1hr Average	Date	Hour	H <sub>2</sub> S 1hr Average	Date	Hour	H <sub>2</sub> S 1hr Average	Date	Hour	H <sub>2</sub> S 1hr Average
11/04/2020	0	50	12/04/2020	0	50	13/04/2020	0	50	14/04/2020	0	50	15/04/2020	0	50
11/04/2020	1	50	12/04/2020	1	50	13/04/2020	1	50	14/04/2020	1	50	15/04/2020	1	50
11/04/2020	2	50	12/04/2020	2	50	13/04/2020	2	50	14/04/2020	2	50	15/04/2020	2	50
11/04/2020	3	50	12/04/2020	3	50	13/04/2020	3	50	14/04/2020	3	50	15/04/2020	3	50
11/04/2020	4	50	12/04/2020	4	50	13/04/2020	4	50	14/04/2020	4	50	15/04/2020	4	50
11/04/2020	5	50	12/04/2020	5	50	13/04/2020	5	50	14/04/2020	5	50	15/04/2020	5	50
11/04/2020	6	50	12/04/2020	6	50	13/04/2020	6	50	14/04/2020	6	50	15/04/2020	6	50
11/04/2020	7	50	12/04/2020	7	50	13/04/2020	7	50	14/04/2020	7	50	15/04/2020	7	50
11/04/2020	8	50	12/04/2020	8	50	13/04/2020	8	50	14/04/2020	8	50	15/04/2020	8	50
11/04/2020	9	50	12/04/2020	9	50	13/04/2020	9	50	14/04/2020	9	50	15/04/2020	9	50
11/04/2020	10	50	12/04/2020	10	50	13/04/2020	10	50	14/04/2020	10	50	15/04/2020	10	50
11/04/2020	11	50	12/04/2020	11	50	13/04/2020	11	50	14/04/2020	11	No Data	15/04/2020	11	50
11/04/2020	12	50	12/04/2020	12	50	13/04/2020	12	50	14/04/2020	12	50	15/04/2020	12	50
11/04/2020	13	50	12/04/2020	13	50	13/04/2020	13	50	14/04/2020	13	50	15/04/2020	13	50
11/04/2020	14	50	12/04/2020	14	50	13/04/2020	14	50	14/04/2020	14	50	15/04/2020	14	50
11/04/2020	15	50	12/04/2020	15	50	13/04/2020	15	50	14/04/2020	15	50	15/04/2020	15	50
11/04/2020	16	50	12/04/2020	16	50	13/04/2020	16	50	14/04/2020	16	50	15/04/2020	16	50
11/04/2020	17	50	12/04/2020	17	50	13/04/2020	17	50	14/04/2020	17	50	15/04/2020	17	50
11/04/2020	18	50	12/04/2020	18	50	13/04/2020	18	50	14/04/2020	18	50	15/04/2020	18	50
11/04/2020	19	50	12/04/2020	19	50	13/04/2020	19	50	14/04/2020	19	50	15/04/2020	19	50
11/04/2020	20	50	12/04/2020	20	50	13/04/2020	20	50	14/04/2020	20	50	15/04/2020	20	50
11/04/2020	21	50	12/04/2020	21	50	13/04/2020	21	50	14/04/2020	21	50	15/04/2020	21	50
11/04/2020	22	50	12/04/2020	22	50	13/04/2020	22	50	14/04/2020	22	50	15/04/2020	22	50
11/04/2020	23	50	12/04/2020	23	50	13/04/2020	23	50	14/04/2020	23	50	15/04/2020	23	50
<b>Maximum</b>		<b>50*</b>			<b>50*</b>			<b>50*</b>			<b>50*</b>			<b>50*</b>

Date	Hour	H <sub>2</sub> S 1hr Average	Date	Hour	H <sub>2</sub> S 1hr Average	Date	Hour	H <sub>2</sub> S 1hr Average	Date	Hour	H <sub>2</sub> S 1hr Average	Date	Hour	H <sub>2</sub> S 1hr Average
16/04/2020	0	50	17/04/2020	0	50	18/04/2020	0	50	19/04/2020	0	50	20/04/2020	0	50
16/04/2020	1	50	17/04/2020	1	50	18/04/2020	1	50	19/04/2020	1	50	20/04/2020	1	50
16/04/2020	2	50	17/04/2020	2	50	18/04/2020	2	50	19/04/2020	2	50	20/04/2020	2	50
16/04/2020	3	50	17/04/2020	3	50	18/04/2020	3	50	19/04/2020	3	50	20/04/2020	3	50
16/04/2020	4	50	17/04/2020	4	50	18/04/2020	4	50	19/04/2020	4	50	20/04/2020	4	50
16/04/2020	5	50	17/04/2020	5	50	18/04/2020	5	50	19/04/2020	5	50	20/04/2020	5	50
16/04/2020	6	50	17/04/2020	6	50	18/04/2020	6	50	19/04/2020	6	50	20/04/2020	6	50
16/04/2020	7	50	17/04/2020	7	50	18/04/2020	7	50	19/04/2020	7	50	20/04/2020	7	50
16/04/2020	8	50	17/04/2020	8	50	18/04/2020	8	50	19/04/2020	8	50	20/04/2020	8	50
16/04/2020	9	50	17/04/2020	9	50	18/04/2020	9	50	19/04/2020	9	50	20/04/2020	9	50
16/04/2020	10	50	17/04/2020	10	50	18/04/2020	10	50	19/04/2020	10	50	20/04/2020	10	50
16/04/2020	11	50	17/04/2020	11	50	18/04/2020	11	50	19/04/2020	11	50	20/04/2020	11	50
16/04/2020	12	50	17/04/2020	12	50	18/04/2020	12	50	19/04/2020	12	50	20/04/2020	12	50
16/04/2020	13	50	17/04/2020	13	50	18/04/2020	13	50	19/04/2020	13	50	20/04/2020	13	50
16/04/2020	14	50	17/04/2020	14	50	18/04/2020	14	50	19/04/2020	14	50	20/04/2020	14	50
16/04/2020	15	50	17/04/2020	15	50	18/04/2020	15	50	19/04/2020	15	50	20/04/2020	15	50
16/04/2020	16	50	17/04/2020	16	50	18/04/2020	16	50	19/04/2020	16	50	20/04/2020	16	50
16/04/2020	17	50	17/04/2020	17	50	18/04/2020	17	50	19/04/2020	17	50	20/04/2020	17	50
16/04/2020	18	50	17/04/2020	18	50	18/04/2020	18	50	19/04/2020	18	50	20/04/2020	18	50
16/04/2020	19	50	17/04/2020	19	50	18/04/2020	19	50	19/04/2020	19	50	20/04/2020	19	50
16/04/2020	20	50	17/04/2020	20	50	18/04/2020	20	50	19/04/2020	20	50	20/04/2020	20	50
16/04/2020	21	50	17/04/2020	21	50	18/04/2020	21	50	19/04/2020	21	50	20/04/2020	21	50
16/04/2020	22	50	17/04/2020	22	50	18/04/2020	22	50	19/04/2020	22	50	20/04/2020	22	50
16/04/2020	23	50	17/04/2020	23	50	18/04/2020	23	50	19/04/2020	23	50	20/04/2020	23	50
<b>Maximum</b>		<b>50*</b>			<b>50*</b>			<b>50*</b>			<b>50*</b>			<b>50*</b>

Date	Hour	H <sub>2</sub> S 1hr Average	Date	Hour	H <sub>2</sub> S 1hr Average	Date	Hour	H <sub>2</sub> S 1hr Average	Date	Hour	H <sub>2</sub> S 1hr Average	Date	Hour	H <sub>2</sub> S 1hr Average
21/04/2020	0	50	22/04/2020	0	50	23/04/2020	0	50	24/04/2020	0	50	25/04/2020	0	50
21/04/2020	1	50	22/04/2020	1	50	23/04/2020	1	50	24/04/2020	1	50	25/04/2020	1	50
21/04/2020	2	50	22/04/2020	2	50	23/04/2020	2	50	24/04/2020	2	50	25/04/2020	2	50
21/04/2020	3	50	22/04/2020	3	50	23/04/2020	3	50	24/04/2020	3	50	25/04/2020	3	50
21/04/2020	4	50	22/04/2020	4	50	23/04/2020	4	50	24/04/2020	4	50	25/04/2020	4	50
21/04/2020	5	50	22/04/2020	5	50	23/04/2020	5	50	24/04/2020	5	50	25/04/2020	5	50
21/04/2020	6	50	22/04/2020	6	50	23/04/2020	6	50	24/04/2020	6	50	25/04/2020	6	50
21/04/2020	7	50	22/04/2020	7	50	23/04/2020	7	50	24/04/2020	7	50	25/04/2020	7	50
21/04/2020	8	50	22/04/2020	8	50	23/04/2020	8	50	24/04/2020	8	50	25/04/2020	8	50
21/04/2020	9	50	22/04/2020	9	50	23/04/2020	9	50	24/04/2020	9	50	25/04/2020	9	50
21/04/2020	10	50	22/04/2020	10	50	23/04/2020	10	50	24/04/2020	10	50	25/04/2020	10	50
21/04/2020	11	50	22/04/2020	11	50	23/04/2020	11	50	24/04/2020	11	50	25/04/2020	11	50
21/04/2020	12	50	22/04/2020	12	50	23/04/2020	12	50	24/04/2020	12	50	25/04/2020	12	50
21/04/2020	13	50	22/04/2020	13	50	23/04/2020	13	50	24/04/2020	13	50	25/04/2020	13	50
21/04/2020	14	50	22/04/2020	14	50	23/04/2020	14	50	24/04/2020	14	50	25/04/2020	14	50
21/04/2020	15	50	22/04/2020	15	50	23/04/2020	15	50	24/04/2020	15	50	25/04/2020	15	50
21/04/2020	16	50	22/04/2020	16	50	23/04/2020	16	50	24/04/2020	16	50	25/04/2020	16	50
21/04/2020	17	50	22/04/2020	17	50	23/04/2020	17	50	24/04/2020	17	50	25/04/2020	17	50
21/04/2020	18	50	22/04/2020	18	50	23/04/2020	18	50	24/04/2020	18	50	25/04/2020	18	50
21/04/2020	19	50	22/04/2020	19	50	23/04/2020	19	50	24/04/2020	19	50	25/04/2020	19	50
21/04/2020	20	50	22/04/2020	20	50	23/04/2020	20	50	24/04/2020	20	50	25/04/2020	20	50
21/04/2020	21	50	22/04/2020	21	50	23/04/2020	21	50	24/04/2020	21	50	25/04/2020	21	50
21/04/2020	22	50	22/04/2020	22	50	23/04/2020	22	50	24/04/2020	22	50	25/04/2020	22	50
21/04/2020	23	50	22/04/2020	23	50	23/04/2020	23	50	24/04/2020	23	50	25/04/2020	23	50
<b>Maximum</b>		<b>50*</b>			<b>50*</b>			<b>50*</b>			<b>50*</b>			<b>50*</b>

Date	Hour	H <sub>2</sub> S 1hr Average	Date	Hour	H <sub>2</sub> S 1hr Average	Date	Hour	H <sub>2</sub> S 1hr Average	Date	Hour	H <sub>2</sub> S 1hr Average	Date	Hour	H <sub>2</sub> S 1hr Average
26/04/2020	0	50	27/04/2020	0	50	28/04/2020	0	50	29/04/2020	0	50	30/04/2020	0	50
26/04/2020	1	50	27/04/2020	1	50	28/04/2020	1	50	29/04/2020	1	50	30/04/2020	1	50
26/04/2020	2	50	27/04/2020	2	50	28/04/2020	2	50	29/04/2020	2	50	30/04/2020	2	50
26/04/2020	3	50	27/04/2020	3	50	28/04/2020	3	50	29/04/2020	3	50	30/04/2020	3	50
26/04/2020	4	50	27/04/2020	4	50	28/04/2020	4	50	29/04/2020	4	50	30/04/2020	4	50
26/04/2020	5	50	27/04/2020	5	50	28/04/2020	5	50	29/04/2020	5	50	30/04/2020	5	50
26/04/2020	6	50	27/04/2020	6	50	28/04/2020	6	50	29/04/2020	6	50	30/04/2020	6	50
26/04/2020	7	50	27/04/2020	7	50	28/04/2020	7	50	29/04/2020	7	50	30/04/2020	7	50
26/04/2020	8	50	27/04/2020	8	50	28/04/2020	8	50	29/04/2020	8	50	30/04/2020	8	50
26/04/2020	9	50	27/04/2020	9	50	28/04/2020	9	50	29/04/2020	9	50	30/04/2020	9	50
26/04/2020	10	50	27/04/2020	10	50	28/04/2020	10	50	29/04/2020	10	50	30/04/2020	10	50
26/04/2020	11	50	27/04/2020	11	50	28/04/2020	11	50	29/04/2020	11	50	30/04/2020	11	50
26/04/2020	12	50	27/04/2020	12	50	28/04/2020	12	50	29/04/2020	12	50	30/04/2020	12	50
26/04/2020	13	50	27/04/2020	13	50	28/04/2020	13	50	29/04/2020	13	50	30/04/2020	13	50
26/04/2020	14	50	27/04/2020	14	50	28/04/2020	14	50	29/04/2020	14	50	30/04/2020	14	50
26/04/2020	15	50	27/04/2020	15	50	28/04/2020	15	50	29/04/2020	15	50	30/04/2020	15	50
26/04/2020	16	50	27/04/2020	16	50	28/04/2020	16	50	29/04/2020	16	50	30/04/2020	16	50
26/04/2020	17	50	27/04/2020	17	50	28/04/2020	17	50	29/04/2020	17	50	30/04/2020	17	50
26/04/2020	18	50	27/04/2020	18	50	28/04/2020	18	50	29/04/2020	18	50	30/04/2020	18	50
26/04/2020	19	50	27/04/2020	19	50	28/04/2020	19	50	29/04/2020	19	50	30/04/2020	19	50
26/04/2020	20	50	27/04/2020	20	50	28/04/2020	20	50	29/04/2020	20	50	30/04/2020	20	50
26/04/2020	21	50	27/04/2020	21	50	28/04/2020	21	50	29/04/2020	21	50	30/04/2020	21	50
26/04/2020	22	50	27/04/2020	22	50	28/04/2020	22	50	29/04/2020	22	50	30/04/2020	22	50
26/04/2020	23	50	27/04/2020	23	50	28/04/2020	23	50	29/04/2020	23	50	30/04/2020	23	50
<b>Maximum</b>		<b>50*</b>			<b>50*</b>			<b>50*</b>			<b>50*</b>			<b>50*</b>

**Table 6 SO<sub>2</sub> 1hr Data (ppb) – April 2020**

Date	Hour	SO <sub>2</sub> 1hr Average	Date	Hour	SO <sub>2</sub> 1hr Average	Date	Hour	SO <sub>2</sub> 1hr Average	Date	Hour	SO <sub>2</sub> 1hr Average	Date	Hour	SO <sub>2</sub> 1hr Average
1/04/2020	0	50	2/04/2020	0	50	3/04/2020	0	50	4/04/2020	0	50	5/04/2020	0	50
1/04/2020	1	50	2/04/2020	1	50	3/04/2020	1	50	4/04/2020	1	50	5/04/2020	1	50
1/04/2020	2	50	2/04/2020	2	50	3/04/2020	2	50	4/04/2020	2	50	5/04/2020	2	50
1/04/2020	3	50	2/04/2020	3	50	3/04/2020	3	50	4/04/2020	3	50	5/04/2020	3	50
1/04/2020	4	50	2/04/2020	4	50	3/04/2020	4	50	4/04/2020	4	50	5/04/2020	4	50
1/04/2020	5	50	2/04/2020	5	50	3/04/2020	5	50	4/04/2020	5	50	5/04/2020	5	50
1/04/2020	6	50	2/04/2020	6	50	3/04/2020	6	50	4/04/2020	6	50	5/04/2020	6	50
1/04/2020	7	50	2/04/2020	7	50	3/04/2020	7	50	4/04/2020	7	50	5/04/2020	7	50
1/04/2020	8	50	2/04/2020	8	50	3/04/2020	8	50	4/04/2020	8	50	5/04/2020	8	50
1/04/2020	9	50	2/04/2020	9	50	3/04/2020	9	50	4/04/2020	9	50	5/04/2020	9	50
1/04/2020	10	50	2/04/2020	10	50	3/04/2020	10	50	4/04/2020	10	50	5/04/2020	10	50
1/04/2020	11	50	2/04/2020	11	50	3/04/2020	11	50	4/04/2020	11	50	5/04/2020	11	50
1/04/2020	12	50	2/04/2020	12	50	3/04/2020	12	50	4/04/2020	12	50	5/04/2020	12	50
1/04/2020	13	50	2/04/2020	13	50	3/04/2020	13	50	4/04/2020	13	50	5/04/2020	13	50
1/04/2020	14	50	2/04/2020	14	50	3/04/2020	14	50	4/04/2020	14	50	5/04/2020	14	50
1/04/2020	15	50	2/04/2020	15	50	3/04/2020	15	50	4/04/2020	15	50	5/04/2020	15	50
1/04/2020	16	50	2/04/2020	16	50	3/04/2020	16	50	4/04/2020	16	50	5/04/2020	16	50
1/04/2020	17	50	2/04/2020	17	50	3/04/2020	17	50	4/04/2020	17	50	5/04/2020	17	50
1/04/2020	18	50	2/04/2020	18	50	3/04/2020	18	50	4/04/2020	18	50	5/04/2020	18	50
1/04/2020	19	50	2/04/2020	19	50	3/04/2020	19	50	4/04/2020	19	50	5/04/2020	19	50
1/04/2020	20	50	2/04/2020	20	50	3/04/2020	20	50	4/04/2020	20	50	5/04/2020	20	50
1/04/2020	21	50	2/04/2020	21	50	3/04/2020	21	50	4/04/2020	21	50	5/04/2020	21	50
1/04/2020	22	50	2/04/2020	22	50	3/04/2020	22	50	4/04/2020	22	50	5/04/2020	22	50
1/04/2020	23	50	2/04/2020	23	50	3/04/2020	23	50	4/04/2020	23	50	5/04/2020	23	50
<b>Maximum</b>		<b>50*</b>			<b>50*</b>			<b>50*</b>			<b>50*</b>			<b>50*</b>

Date	Hour	SO <sub>2</sub> 1hr Average	Date	Hour	SO <sub>2</sub> 1hr Average	Date	Hour	SO <sub>2</sub> 1hr Average	Date	Hour	SO <sub>2</sub> 1hr Average	Date	Hour	SO <sub>2</sub> 1hr Average
6/04/2020	0	50	7/04/2020	0	50	8/04/2020	0	50	9/04/2020	0	50	10/04/2020	0	50
6/04/2020	1	50	7/04/2020	1	50	8/04/2020	1	50	9/04/2020	1	50	10/04/2020	1	50
6/04/2020	2	50	7/04/2020	2	50	8/04/2020	2	50	9/04/2020	2	50	10/04/2020	2	50
6/04/2020	3	50	7/04/2020	3	50	8/04/2020	3	50	9/04/2020	3	50	10/04/2020	3	50
6/04/2020	4	50	7/04/2020	4	50	8/04/2020	4	50	9/04/2020	4	50	10/04/2020	4	50
6/04/2020	5	50	7/04/2020	5	50	8/04/2020	5	50	9/04/2020	5	50	10/04/2020	5	50
6/04/2020	6	50	7/04/2020	6	50	8/04/2020	6	50	9/04/2020	6	50	10/04/2020	6	50
6/04/2020	7	50	7/04/2020	7	50	8/04/2020	7	50	9/04/2020	7	50	10/04/2020	7	50
6/04/2020	8	50	7/04/2020	8	50	8/04/2020	8	50	9/04/2020	8	50	10/04/2020	8	50
6/04/2020	9	50	7/04/2020	9	50	8/04/2020	9	50	9/04/2020	9	50	10/04/2020	9	50
6/04/2020	10	50	7/04/2020	10	50	8/04/2020	10	50	9/04/2020	10	50	10/04/2020	10	50
6/04/2020	11	50	7/04/2020	11	50	8/04/2020	11	50	9/04/2020	11	50	10/04/2020	11	50
6/04/2020	12	50	7/04/2020	12	50	8/04/2020	12	50	9/04/2020	12	50	10/04/2020	12	50
6/04/2020	13	50	7/04/2020	13	50	8/04/2020	13	50	9/04/2020	13	50	10/04/2020	13	50
6/04/2020	14	50	7/04/2020	14	50	8/04/2020	14	50	9/04/2020	14	50	10/04/2020	14	50
6/04/2020	15	50	7/04/2020	15	50	8/04/2020	15	50	9/04/2020	15	50	10/04/2020	15	50
6/04/2020	16	50	7/04/2020	16	50	8/04/2020	16	50	9/04/2020	16	50	10/04/2020	16	50
6/04/2020	17	50	7/04/2020	17	50	8/04/2020	17	50	9/04/2020	17	50	10/04/2020	17	50
6/04/2020	18	50	7/04/2020	18	50	8/04/2020	18	50	9/04/2020	18	50	10/04/2020	18	50
6/04/2020	19	50	7/04/2020	19	50	8/04/2020	19	50	9/04/2020	19	50	10/04/2020	19	50
6/04/2020	20	50	7/04/2020	20	50	8/04/2020	20	50	9/04/2020	20	50	10/04/2020	20	50
6/04/2020	21	50	7/04/2020	21	50	8/04/2020	21	50	9/04/2020	21	50	10/04/2020	21	50
6/04/2020	22	50	7/04/2020	22	50	8/04/2020	22	50	9/04/2020	22	50	10/04/2020	22	50
6/04/2020	23	50	7/04/2020	23	50	8/04/2020	23	50	9/04/2020	23	50	10/04/2020	23	50
<b>Maximum</b>		<b>50*</b>			<b>50*</b>			<b>50*</b>			<b>50*</b>			<b>50*</b>

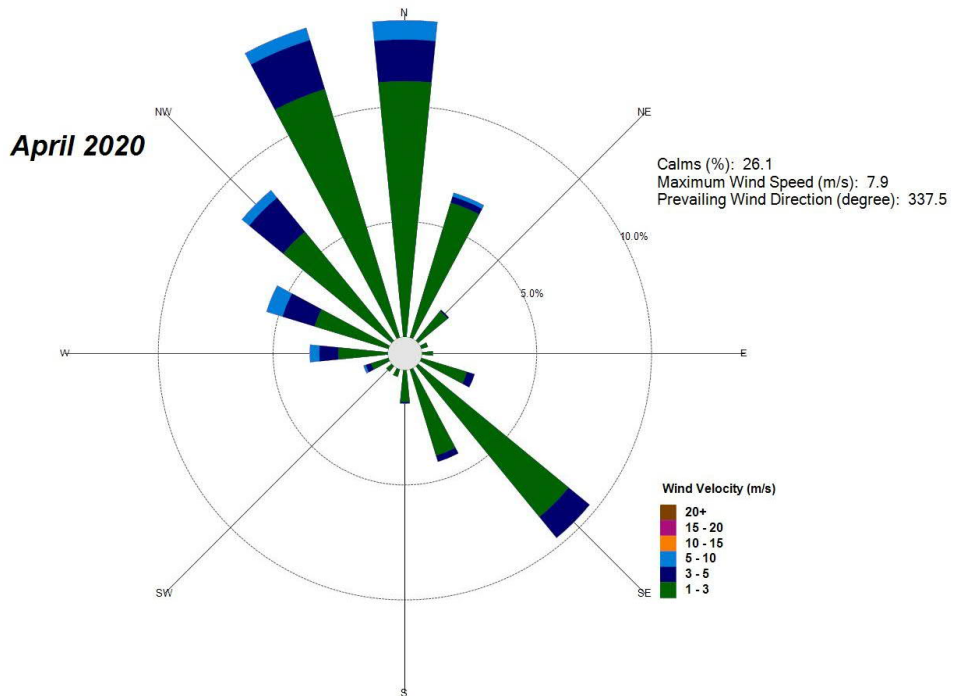
Date	Hour	SO <sub>2</sub> 1hr Average	Date	Hour	SO <sub>2</sub> 1hr Average	Date	Hour	SO <sub>2</sub> 1hr Average	Date	Hour	SO <sub>2</sub> 1hr Average	Date	Hour	SO <sub>2</sub> 1hr Average
11/04/2020	0	50	12/04/2020	0	50	13/04/2020	0	50	14/04/2020	0	50	15/04/2020	0	50
11/04/2020	1	50	12/04/2020	1	50	13/04/2020	1	50	14/04/2020	1	50	15/04/2020	1	50
11/04/2020	2	50	12/04/2020	2	50	13/04/2020	2	50	14/04/2020	2	50	15/04/2020	2	50
11/04/2020	3	50	12/04/2020	3	50	13/04/2020	3	50	14/04/2020	3	50	15/04/2020	3	50
11/04/2020	4	50	12/04/2020	4	50	13/04/2020	4	50	14/04/2020	4	50	15/04/2020	4	50
11/04/2020	5	50	12/04/2020	5	50	13/04/2020	5	50	14/04/2020	5	50	15/04/2020	5	50
11/04/2020	6	50	12/04/2020	6	50	13/04/2020	6	50	14/04/2020	6	50	15/04/2020	6	50
11/04/2020	7	50	12/04/2020	7	50	13/04/2020	7	50	14/04/2020	7	50	15/04/2020	7	50
11/04/2020	8	50	12/04/2020	8	50	13/04/2020	8	50	14/04/2020	8	50	15/04/2020	8	50
11/04/2020	9	50	12/04/2020	9	50	13/04/2020	9	50	14/04/2020	9	50	15/04/2020	9	50
11/04/2020	10	50	12/04/2020	10	50	13/04/2020	10	50	14/04/2020	10	50	15/04/2020	10	50
11/04/2020	11	50	12/04/2020	11	50	13/04/2020	11	50	14/04/2020	11	No Data	15/04/2020	11	50
11/04/2020	12	50	12/04/2020	12	50	13/04/2020	12	50	14/04/2020	12	50	15/04/2020	12	50
11/04/2020	13	50	12/04/2020	13	50	13/04/2020	13	50	14/04/2020	13	50	15/04/2020	13	50
11/04/2020	14	50	12/04/2020	14	50	13/04/2020	14	50	14/04/2020	14	50	15/04/2020	14	50
11/04/2020	15	50	12/04/2020	15	50	13/04/2020	15	50	14/04/2020	15	50	15/04/2020	15	50
11/04/2020	16	50	12/04/2020	16	50	13/04/2020	16	50	14/04/2020	16	50	15/04/2020	16	50
11/04/2020	17	50	12/04/2020	17	50	13/04/2020	17	50	14/04/2020	17	50	15/04/2020	17	50
11/04/2020	18	50	12/04/2020	18	50	13/04/2020	18	50	14/04/2020	18	50	15/04/2020	18	50
11/04/2020	19	50	12/04/2020	19	50	13/04/2020	19	50	14/04/2020	19	50	15/04/2020	19	50
11/04/2020	20	50	12/04/2020	20	50	13/04/2020	20	50	14/04/2020	20	50	15/04/2020	20	50
11/04/2020	21	50	12/04/2020	21	50	13/04/2020	21	50	14/04/2020	21	50	15/04/2020	21	50
11/04/2020	22	50	12/04/2020	22	50	13/04/2020	22	50	14/04/2020	22	50	15/04/2020	22	50
11/04/2020	23	50	12/04/2020	23	50	13/04/2020	23	50	14/04/2020	23	50	15/04/2020	23	50
<b>Maximum</b>		<b>50*</b>			<b>50*</b>			<b>50*</b>			<b>50*</b>			<b>50*</b>



Date	Hour	SO <sub>2</sub> 1hr Average	Date	Hour	SO <sub>2</sub> 1hr Average	Date	Hour	SO <sub>2</sub> 1hr Average	Date	Hour	SO <sub>2</sub> 1hr Average	Date	Hour	SO <sub>2</sub> 1hr Average
16/04/2020	0	50	17/04/2020	0	50	18/04/2020	0	50	19/04/2020	0	50	20/04/2020	0	50
16/04/2020	1	50	17/04/2020	1	50	18/04/2020	1	50	19/04/2020	1	50	20/04/2020	1	50
16/04/2020	2	50	17/04/2020	2	50	18/04/2020	2	50	19/04/2020	2	50	20/04/2020	2	50
16/04/2020	3	50	17/04/2020	3	50	18/04/2020	3	50	19/04/2020	3	50	20/04/2020	3	50
16/04/2020	4	50	17/04/2020	4	50	18/04/2020	4	50	19/04/2020	4	50	20/04/2020	4	50
16/04/2020	5	50	17/04/2020	5	50	18/04/2020	5	50	19/04/2020	5	50	20/04/2020	5	50
16/04/2020	6	50	17/04/2020	6	50	18/04/2020	6	50	19/04/2020	6	50	20/04/2020	6	50
16/04/2020	7	50	17/04/2020	7	50	18/04/2020	7	50	19/04/2020	7	50	20/04/2020	7	50
16/04/2020	8	50	17/04/2020	8	50	18/04/2020	8	50	19/04/2020	8	50	20/04/2020	8	50
16/04/2020	9	50	17/04/2020	9	50	18/04/2020	9	50	19/04/2020	9	50	20/04/2020	9	50
16/04/2020	10	50	17/04/2020	10	50	18/04/2020	10	50	19/04/2020	10	50	20/04/2020	10	50
16/04/2020	11	50	17/04/2020	11	50	18/04/2020	11	50	19/04/2020	11	50	20/04/2020	11	50
16/04/2020	12	50	17/04/2020	12	50	18/04/2020	12	50	19/04/2020	12	50	20/04/2020	12	50
16/04/2020	13	50	17/04/2020	13	50	18/04/2020	13	50	19/04/2020	13	50	20/04/2020	13	50
16/04/2020	14	50	17/04/2020	14	50	18/04/2020	14	50	19/04/2020	14	50	20/04/2020	14	50
16/04/2020	15	50	17/04/2020	15	50	18/04/2020	15	50	19/04/2020	15	50	20/04/2020	15	50
16/04/2020	16	50	17/04/2020	16	50	18/04/2020	16	50	19/04/2020	16	50	20/04/2020	16	50
16/04/2020	17	50	17/04/2020	17	50	18/04/2020	17	50	19/04/2020	17	50	20/04/2020	17	50
16/04/2020	18	50	17/04/2020	18	50	18/04/2020	18	50	19/04/2020	18	50	20/04/2020	18	50
16/04/2020	19	50	17/04/2020	19	50	18/04/2020	19	50	19/04/2020	19	50	20/04/2020	19	50
16/04/2020	20	50	17/04/2020	20	50	18/04/2020	20	50	19/04/2020	20	50	20/04/2020	20	50
16/04/2020	21	50	17/04/2020	21	50	18/04/2020	21	50	19/04/2020	21	50	20/04/2020	21	50
16/04/2020	22	50	17/04/2020	22	50	18/04/2020	22	50	19/04/2020	22	50	20/04/2020	22	50
16/04/2020	23	50	17/04/2020	23	50	18/04/2020	23	50	19/04/2020	23	50	20/04/2020	23	50
<b>Maximum</b>		<b>50*</b>			<b>50*</b>			<b>50*</b>			<b>50*</b>			<b>50*</b>

Date	Hour	SO <sub>2</sub> 1hr Average	Date	Hour	SO <sub>2</sub> 1hr Average	Date	Hour	SO <sub>2</sub> 1hr Average	Date	Hour	SO <sub>2</sub> 1hr Average	Date	Hour	SO <sub>2</sub> 1hr Average
21/04/2020	0	50	22/04/2020	0	50	23/04/2020	0	50	24/04/2020	0	50	25/04/2020	0	50
21/04/2020	1	50	22/04/2020	1	50	23/04/2020	1	50	24/04/2020	1	50	25/04/2020	1	50
21/04/2020	2	50	22/04/2020	2	50	23/04/2020	2	50	24/04/2020	2	50	25/04/2020	2	50
21/04/2020	3	50	22/04/2020	3	50	23/04/2020	3	50	24/04/2020	3	50	25/04/2020	3	50
21/04/2020	4	50	22/04/2020	4	50	23/04/2020	4	50	24/04/2020	4	50	25/04/2020	4	50
21/04/2020	5	50	22/04/2020	5	50	23/04/2020	5	50	24/04/2020	5	50	25/04/2020	5	50
21/04/2020	6	50	22/04/2020	6	50	23/04/2020	6	50	24/04/2020	6	50	25/04/2020	6	50
21/04/2020	7	50	22/04/2020	7	50	23/04/2020	7	50	24/04/2020	7	50	25/04/2020	7	50
21/04/2020	8	50	22/04/2020	8	50	23/04/2020	8	50	24/04/2020	8	50	25/04/2020	8	50
21/04/2020	9	50	22/04/2020	9	50	23/04/2020	9	50	24/04/2020	9	50	25/04/2020	9	50
21/04/2020	10	50	22/04/2020	10	50	23/04/2020	10	50	24/04/2020	10	50	25/04/2020	10	50
21/04/2020	11	50	22/04/2020	11	50	23/04/2020	11	50	24/04/2020	11	50	25/04/2020	11	50
21/04/2020	12	50	22/04/2020	12	50	23/04/2020	12	50	24/04/2020	12	50	25/04/2020	12	50
21/04/2020	13	50	22/04/2020	13	50	23/04/2020	13	50	24/04/2020	13	50	25/04/2020	13	50
21/04/2020	14	50	22/04/2020	14	50	23/04/2020	14	50	24/04/2020	14	50	25/04/2020	14	50
21/04/2020	15	50	22/04/2020	15	50	23/04/2020	15	50	24/04/2020	15	50	25/04/2020	15	50
21/04/2020	16	50	22/04/2020	16	50	23/04/2020	16	50	24/04/2020	16	50	25/04/2020	16	50
21/04/2020	17	50	22/04/2020	17	50	23/04/2020	17	50	24/04/2020	17	50	25/04/2020	17	50
21/04/2020	18	50	22/04/2020	18	50	23/04/2020	18	50	24/04/2020	18	50	25/04/2020	18	50
21/04/2020	19	50	22/04/2020	19	50	23/04/2020	19	50	24/04/2020	19	50	25/04/2020	19	50
21/04/2020	20	50	22/04/2020	20	50	23/04/2020	20	50	24/04/2020	20	50	25/04/2020	20	50
21/04/2020	21	50	22/04/2020	21	50	23/04/2020	21	50	24/04/2020	21	50	25/04/2020	21	50
21/04/2020	22	50	22/04/2020	22	50	23/04/2020	22	50	24/04/2020	22	50	25/04/2020	22	50
21/04/2020	23	50	22/04/2020	23	50	23/04/2020	23	50	24/04/2020	23	50	25/04/2020	23	50
<b>Maximum</b>		<b>50*</b>			<b>50*</b>			<b>50*</b>			<b>50*</b>			<b>50*</b>

Date	Hour	SO <sub>2</sub> 1hr Average	Date	Hour	SO <sub>2</sub> 1hr Average	Date	Hour	SO <sub>2</sub> 1hr Average	Date	Hour	SO <sub>2</sub> 1hr Average	Date	Hour	SO <sub>2</sub> 1hr Average
26/04/2020	0	50	27/04/2020	0	50	28/04/2020	0	50	29/04/2020	0	50	30/04/2020	0	50
26/04/2020	1	50	27/04/2020	1	50	28/04/2020	1	50	29/04/2020	1	50	30/04/2020	1	50
26/04/2020	2	50	27/04/2020	2	50	28/04/2020	2	50	29/04/2020	2	50	30/04/2020	2	50
26/04/2020	3	50	27/04/2020	3	50	28/04/2020	3	50	29/04/2020	3	50	30/04/2020	3	50
26/04/2020	4	50	27/04/2020	4	50	28/04/2020	4	50	29/04/2020	4	50	30/04/2020	4	50
26/04/2020	5	50	27/04/2020	5	50	28/04/2020	5	50	29/04/2020	5	50	30/04/2020	5	50
26/04/2020	6	50	27/04/2020	6	50	28/04/2020	6	50	29/04/2020	6	50	30/04/2020	6	50
26/04/2020	7	50	27/04/2020	7	50	28/04/2020	7	50	29/04/2020	7	50	30/04/2020	7	50
26/04/2020	8	50	27/04/2020	8	50	28/04/2020	8	50	29/04/2020	8	50	30/04/2020	8	50
26/04/2020	9	50	27/04/2020	9	50	28/04/2020	9	50	29/04/2020	9	50	30/04/2020	9	50
26/04/2020	10	50	27/04/2020	10	50	28/04/2020	10	50	29/04/2020	10	50	30/04/2020	10	50
26/04/2020	11	50	27/04/2020	11	50	28/04/2020	11	50	29/04/2020	11	50	30/04/2020	11	50
26/04/2020	12	50	27/04/2020	12	50	28/04/2020	12	50	29/04/2020	12	50	30/04/2020	12	50
26/04/2020	13	50	27/04/2020	13	50	28/04/2020	13	50	29/04/2020	13	50	30/04/2020	13	50
26/04/2020	14	50	27/04/2020	14	50	28/04/2020	14	50	29/04/2020	14	50	30/04/2020	14	50
26/04/2020	15	50	27/04/2020	15	50	28/04/2020	15	50	29/04/2020	15	50	30/04/2020	15	50
26/04/2020	16	50	27/04/2020	16	50	28/04/2020	16	50	29/04/2020	16	50	30/04/2020	16	50
26/04/2020	17	50	27/04/2020	17	50	28/04/2020	17	50	29/04/2020	17	50	30/04/2020	17	50
26/04/2020	18	50	27/04/2020	18	50	28/04/2020	18	50	29/04/2020	18	50	30/04/2020	18	50
26/04/2020	19	50	27/04/2020	19	50	28/04/2020	19	50	29/04/2020	19	50	30/04/2020	19	50
26/04/2020	20	50	27/04/2020	20	50	28/04/2020	20	50	29/04/2020	20	50	30/04/2020	20	50
26/04/2020	21	50	27/04/2020	21	50	28/04/2020	21	50	29/04/2020	21	50	30/04/2020	21	50
26/04/2020	22	50	27/04/2020	22	50	28/04/2020	22	50	29/04/2020	22	50	30/04/2020	22	50
26/04/2020	23	50	27/04/2020	23	50	28/04/2020	23	50	29/04/2020	23	50	30/04/2020	23	50
<b>Maximum</b>		<b>50*</b>			<b>50*</b>			<b>50*</b>			<b>50*</b>			<b>50*</b>



**Figure 4** MCC April 2020 Meteorology Data